IAM DESIGN

INNOVATION ARCHITECTURAL METAL

2016 RIASSUNTO - ABRIDGED

GONZATO GROUP

ind.i.a.

www.iamdesign.com

Italian Design

Tabletop Displays

IAM DESIGN
INNOVATION ARCHITECTURAL METAL

IAM Design has designed the new tabletop display line to present GlassU products. Inside the box you will find the model you have chosen and the catalog for "Glass Railings".

IAM Design ha ideato la nuova linea di espositori da tavolo per presentare i prodotti GlassU. All'interno della confezione troverete il modello da voi scelto ed il catalogo "Glass Railings".

GlassU Steel

code
E/PAN60

dimension (WDH)
200x54x310 mm

glass thickness
17,1 mm laminated

weight
5,2 kg

GlassU 2kN

code
E/PAN61

dimension (WDH)
200x58x320 mm

glass thickness
17,1 mm laminated

weight
4,2 kg

GlassU Precision

code
E/PAN62

dimension (WDH)
200x81x316 mm

glass thickness
17,1 mm laminated

weight
4,5 kg

GlassU Classic

code
E/PAN63

dimension (WDH)
200x98x313 mm

glass thickness
17,1 mm laminated

weight
4,0 kg

GlassU Packaging

code
1410830

dimension (WDH)
305x135x420 mm

weight
0,9 kg

RIPRODUZIONE

glass® 2 kN

TESTED

carico di progetto / design load	2 kN
carico di rottura / ultimate strength	3,5 kN

NEW

PROFILO 2 kN A PAVIMENTO - 2 kN FLOOR FIXING PROFILE



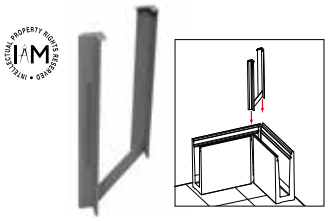

ALUMINIUM	Descrizione *Description*
E1800130	Supporto per vetro da ancorare a pavimento in alluminio effetto acciaio inox Aluminium support for floor Anchorage

AISI316
E1999001

ALUMINIUM
E1800215

AISI316
E1800240

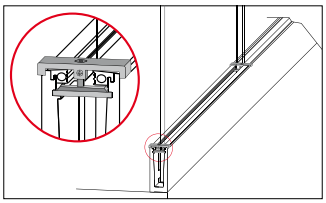

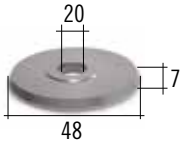

ALUMINIUM
E1800350

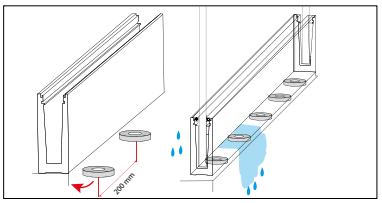

PROFILO 2 kN A PARETE - 2 kN WALL FIXING PROFILE



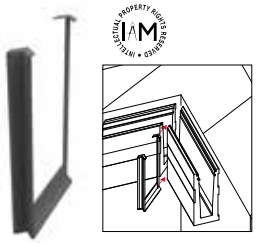

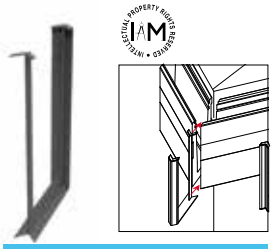

ALUMINIUM	Descrizione *Description*
E1800140	Supporto per vetro da ancorare a parete con copertina effetto acciaio inox Aluminium support for wall Anchorage with cover

AISI316
E1999002

AISI316
E1999003

ACCESSORI FISSAGGIO VETRO - GLASS FIXING ACCESSORIES

	Descrizione *Description*
E40588	Strumento per l'inserimento e l'estrazione dei cunei dal profilo Tool for insertion and removal of the wedges from the profile

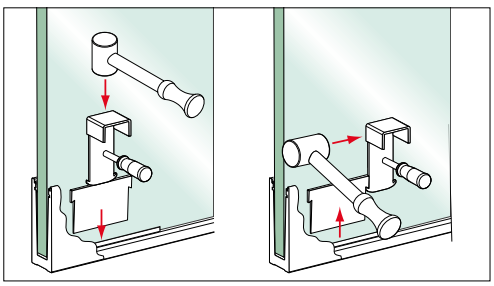

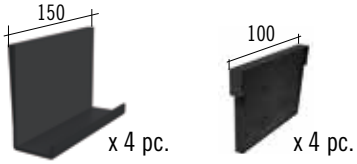

Kit di fissaggio per parapetto di 1 m
Fixing kit for 1 meter baluster

PLASTIC	Spessore vetro *Glass thickness*
E1804600	12,76 mm
E1807600	13,52 mm
E1808600	15 mm
E1809600	16,76 mm
E1805600	17,52 mm
E1810600	19 mm
E1806600	20,76 - 21,52 mm



Guarnizioni di chiusura
Closing gaskets

Per vetri di spessore **15 mm**, utilizza le guarnizioni come indicato nella grafica. For 15-mm-thick glass, use the rubbers as shown in the graphic.

lato/side A E1804620
lato/side B E1803620

RUBBER	Spessore vetro *Glass thickness*	L
E1804620	12,76-13,52 mm	30 m
E1803620	16,76-17,52 e/and 19 mm	30 m
E1806620	20,76 e 21,52 mm	30 m

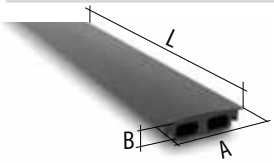

RUBBER	A	B	L
E1999004	45 mm	10,5 mm	500 mm

RIPRODUZIONE VIETATA

REPRODUCTION PROHIBITED

NEW

glassU® 3 kN

TESTED

carico di progetto design load	3 kN
carico di rottura ultimate strength	4,5 kN

PROFILO 3 kN A PAVIMENTO - 3 kN FLOOR FIXING PROFILE

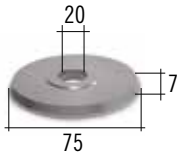

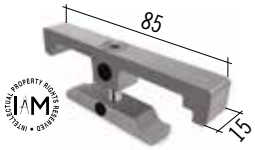

ALUMINIUM	Descrizione *Description*
E1800120	Supporto per vetro da ancorare a pavimento in alluminio effetto acciaio inox Aluminium support for floor Anchorage

ALUMINIUM	ALUMINIUM	AISI316
E1800210	E1800340	E1800220

KIT PER UTILIZZO A PARETE - WALL ANCHORAGE KIT



ALUMINIUM	Descrizione *Description*
E1800115	Supporto per vetro da ancorare a parete in alluminio effetto acciaio inox Aluminium support for wall Anchorage

ALUMINIUM	ALUMINIUM	GALVANIZED IRON	GALVANIZED IRON
E1800330	E1800210	E1800500	E1800300

ACCESSORI FISSAGGIO VETRO - GLASS FIXING ACCESSORIES

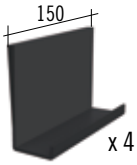

x 4 pc.

x 4 pc.

Kit di fissaggio per parapetto di 1 m
Fixing kit for 1 meter baluster

PLASTIC	Spessore vetro *Glass thickness*
E1801600	20,76 e/and 21,52 mm
E1802600	24,76 e/and 25,52 mm
E1803600	31,52 mm

Guarnizioni di chiusura
Closing gaskets

RUBBER	Spessore vetro *Glass thickness*	L
E1801620	20,76 e/and 21,52 mm	30 m
E1802620	24,76 e/and 25,52 mm	30 m
E1803620	31,52 mm	30 m

	Descrizione *Description*
E40588	Strumento per l'inserimento e l'estrazione dei cunei dal profilo Tool for insertion and removal of the wedges from the profile

RIPRODUZIONE VIETATA

REPRODUCTION PROHIBITED

glassU® STEEL

TESTED

carico di progetto design load	1 kN
carico di rottura ultimate strength	2 kN

NEW

PROFILO A PAVIMENTO - FLOOR FIXING PROFILE



Pre-forato e galvanizzato
Pre-drilled and galvanized

IRON - ZINC

I1600110

ALUMINIUM

I1700320

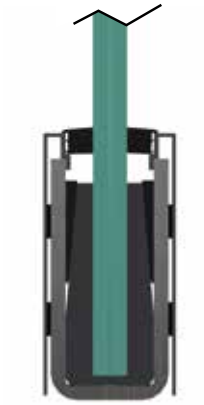

PROFILO A PARETE - WALL FIXING PROFILE



Pre-forato e galvanizzato
Pre-drilled and galvanized

IRON - ZINC

I1700210



ALUMINIUM

I1700310



ALUMINIUM

I1700325



Senza fori e non zincato
Without hole and not galvanized

GREZZO - RAW

F1600110

ANCORAGGI ALTERNATIVI - ALTERNATIVE ANCHORAGE

La **versione in ferro grezzo** del profilo può essere saldata direttamente alla putrella, a pavimento o a parete oppure **annegata a filo pavimento**. In quest'ultimo caso il suo **carico di progetto aumenta fino a 3 kN**. Le dimensioni del cordolo consigliate sono di 15-20 cm per la classe di calcestruzzo C20/25, con inserimento di armatura opportuna. **Per ottenere una resistenza di 3kN /m si scelga accuratamente lo spessore del vetro relativo**

Rough iron version profile can be welded to I-beam , floor or **wall, or embedded in the floor**. In this last example **the project load increases until 3 kN.** Recommended kerb sizes are 15-20 cm for C20/25 concrete class, with suitable scaffolding addition. **To obtain a resistance of 3kN/m please choose carefully the relevant glass thickness**

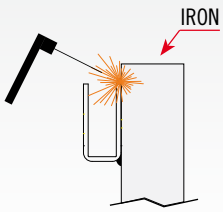

Saldatura a parete
Welding to wall

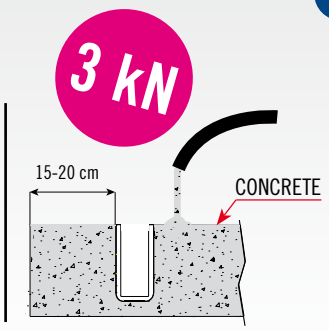

Annegamento a filo pavimento
Drowned at floor

ACCESSORI FISSAGGIO VETRO E CARTER - CARTER AND GLASS FIXING ACCESSORIES

BIADHESIVE TAPE	L Bobina *Coil length*	Dimensioni *Dimensions*
E1999892	33 m	15 x 1,5 mm
E1999891	33 m	6 x 1,5 mm



Guarnizioni di chiusura
Closing gaskets

RUBBER	Vetro *Glass*
E1999820	12 - 13,52 mm
E1999800	16,76 - 17,52 mm
E1999810	20,76 - 21,52 mm



Cuneo di fissaggio in materiale sintetico
Fixing wedge made of synthetic material

PLASTIC
E1999830



RUBBER	Spessore vetro *Glass thickness*	L
E1999870	12 - 13,52 mm	30 m
E1999850	16,76 - 17,52 mm	30 m
E1999860	20,76 - 21,52 mm	30 m

RIPRODUZIONE VIETATA

REPRODUCTION PROHIBITED

NEW

glass U® PRECISION

TESTED

carico di progetto design load	2 kN
carico di rottura ultimate strength	3 kN

Ultimo nato nella famiglia GLASS U, “Precision” rivoluziona il concetto di fissaggio del vetro. Grazie al sistema brevettato di fissaggio concepito dal Team di IAM Design permette di regolare facilmente l’inclinazione del vetro, velocizzando così di molto la posa. Ideale per edifici pubblici.

“Precision” is the final design in our Glass U family and it represents a revolution in glass fastening concept. Thanks to a fastening patented system designed by our IAM Design Team, it is possible to regulate glass grade and reach a fast laying. This is perfect for glass professionals. Recommended for public buildings.

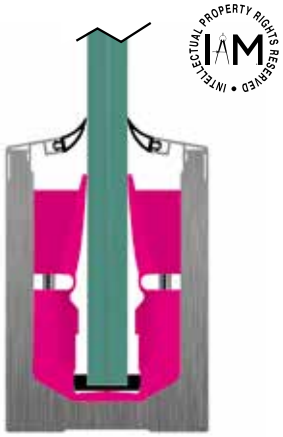



ALUMINIUM

E1800150



ALUMINIUM

E1800160

ALUMINIUM

E1800250

ALUMINIUM

E1800260



ALUMINIUM / RUBBER

E1800630

PLASTIC

E1999010

Spessore vetro
Glass thickness

16,76 e/and 21,52 mm

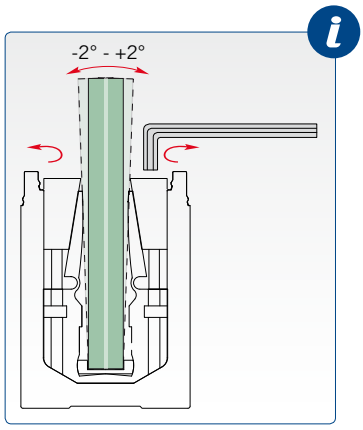

INSTALLAZIONE - INSTALLATION

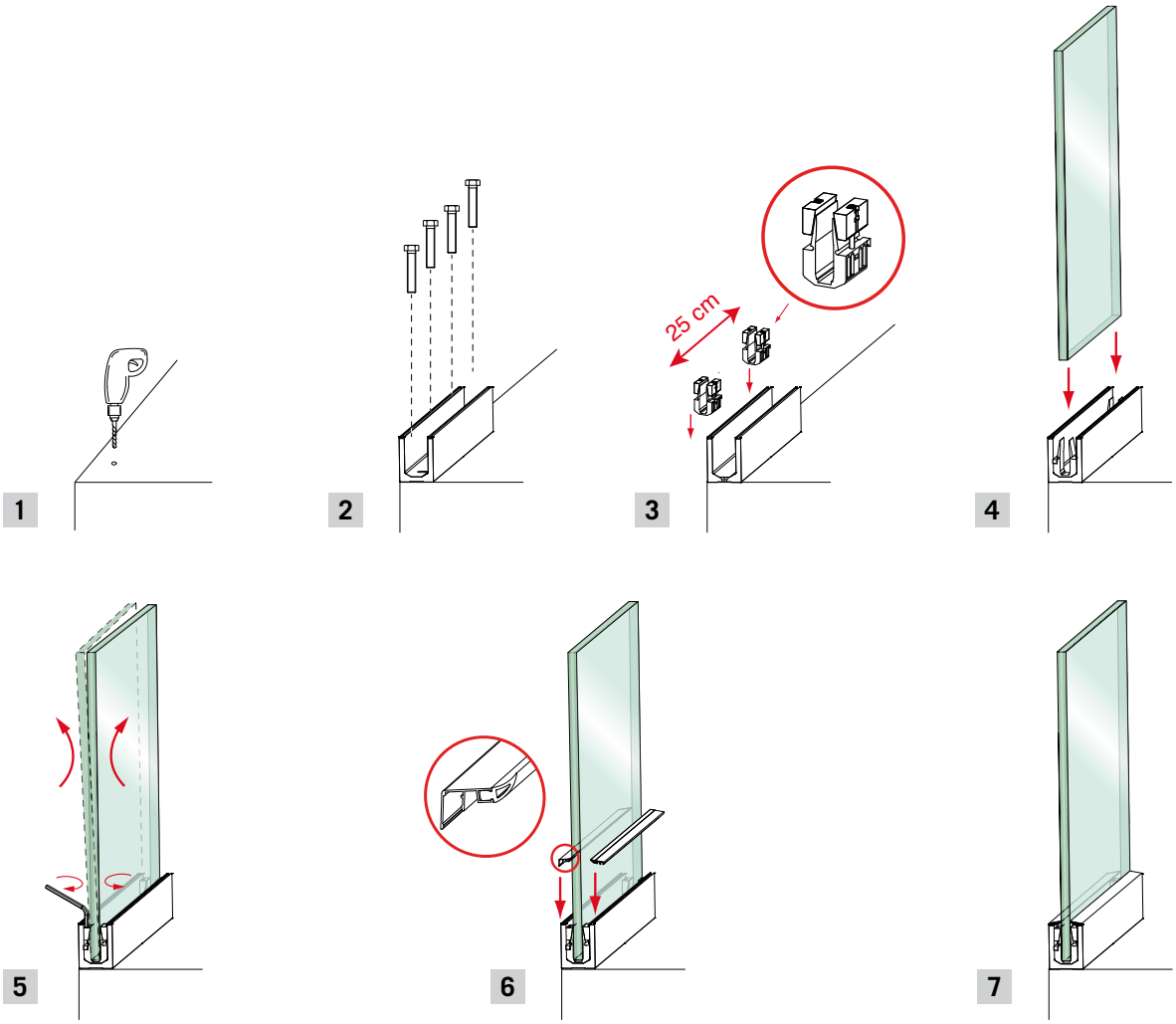

RIPRODUZIONE VIETATA

REPRODUCTION PROHIBITED

AISI316	Tubo *Tube*
E1100424	Ø 42,4 x 1,5 x 6000 mm
E1100483	Ø 48,3 x 1,5 x 6000 mm

AISI316	Profilo *Profile*
E1100000	25 x 25 x 1,5 mm x 3000 mm

AISI316	Tubo *Tube*
E1500100	Ø 42,4 x 1,5 mm
E1500110	Ø 48,3 x 1,5 mm

AISI316	Tubo *Tube*
E1400100	Ø 42,4 x 1,5 mm
E1400110	Ø 48,3 x 1,5 mm

AISI316	Tubo *Tube*
E1300100	Ø 42,4 x 1,5 mm
E1300110	Ø 48,3 x 1,5 mm

AISI316	Tubo *Tube*
E1200100	Ø 42,4 x 1,5 mm
E1200110	Ø 48,3 x 1,5 mm

AISI316	Tubo *Tube*
E1510100	Ø 42,4 x 1,5 mm
E1510110	Ø 48,3 x 1,5 mm

AISI316	Tubo *Tube*
E1520100	Ø 42,4 x 1,5 mm
E1520110	Ø 48,3 x 1,5 mm

AISI316	Tubo *Tube*
E1100100	Ø 42,4 x 1,5 mm
E1100110	Ø 48,3 x 1,5 mm

AISI316	Tubo *Tube*
E1110100	Ø 42,4 x 1,5 mm
E1110110	Ø 48,3 x 1,5 mm

Disponibile anche in multipli di 6 metri
Also available in groups of 6 meters

RUBBER	Per tubo *For tube*	Vetro *Glass*	L. bobina *Coil length*
E1999100	Ø 42,4 mm	8 - 10,76 mm	30 m
E1999200	Ø 42,4 mm	12 - 16,76 mm	30 m
E1999300	Ø 42,4 mm	16,76 - 18 mm	30 m
E1999360	Ø 42,4 mm	19 mm	30 m
E1999370	Ø 42,4 mm	20 - 21,52 mm	30 m
E1999400	Ø 48,3 mm	8 - 12,76 mm	30 m
E1999500	Ø 48,3 mm	13 - 17,52 mm	30 m
E1999650	Ø 48,3 mm	18 - 21,52 mm	30 m

Richiedeteci il nostro catalogo completo

Ask for our complete catalogue

www.iamdesign.com

RIPRODUZIONE VIETATA

REPRODUCTION PROHIBITED

EASY HOLD - ROUND

NEW

AISI304	AISI316	Per tubo *For tube* A	Superficie di ancoraggio *Anchorage surface* B
E2500100	E4500100	Ø 42,4 mm	Ø 42,4 mm
E2500200	E4500200	Ø 42,4 mm	Ø 48,3 mm
E2500300	E4500300	Ø 42,4 mm	Superficie piana - Flat surface

NEW

AISI304	AISI316	Per tubo *For tube* A	Superficie di ancoraggio *Anchorage surface* B
E2500110	E4500110	Ø 42,4 mm	Ø 42,4 mm
E2500210	E4500210	Ø 42,4 mm	Ø 48,3 mm
E2500310	E4500310	Ø 42,4 mm	Superficie piana - Flat surface

INSTALLAZIONE DEGLI ELEMENTI EASY HOLD - ROUND
INSTALLATION OF THE EASY HOLD - ROUND ELEMENTS

1

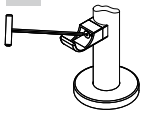

Applicare il dorso dell'art. E2500100 alla giusta distanza dall'art. E2500110 con l'apposita chiave a brugola
Fix the back of article no. E2500100 to the right distance from item no. E2500110 by the proper allen spanner

2

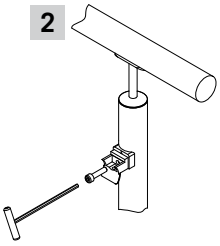

Applicare l'articolo E2500110 sulla parte inferiore del montante all'altezza desiderata
Fix article no. E2500110 on the lower part of the post to the desired height

3

Appoggiare il pannello sull art.E2500110 già applicato precedentemente e basculare la parte superiore fino a contatto con il dorso dell'art. E2500100
Lean the panel on article no. E2500110 previously fixed and let the upper part touch the back of article no. E2500100

4

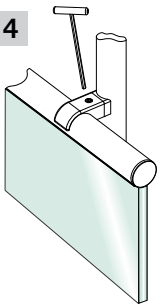

Fissare con una chiave a brugola la parte superiore dell'art. E2500100 fissando così tutto il sistema
Through an allen spanner fix the upper part of article no. E2500100 to get the system assembled

INSTALLAZIONE DEGLI ELEMENTI EASY HOLD - ROUND SU UN PIANO INCLINATO - INSTALLATION OF THE EASY HOLD - ROUND ELEMENTS ON AN INCLINED SURFACE



Adattatore per applicazioni in piani inclinati
Adapter for applications on inclined surfaces

NEW

AISI304	AISI316	Per tubo *For tube* A
E2500400	E2500410	Ø 42,4 mm
E2500500	E2500510	Ø 48,3 mm
E2500600	E2500610	Superficie piana - Flat surface

1

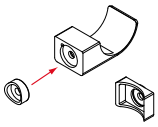

Sostituire il dorso rettangolare con quello cilindrico
Substitute the rectangular back with the cylindrical one

2

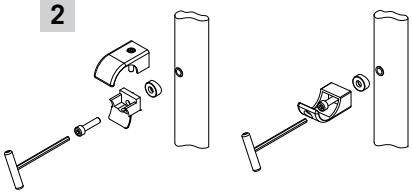

Ancorare al montante o alla superficie a piacere
Anchor to the post or to the surface, as preferred

3

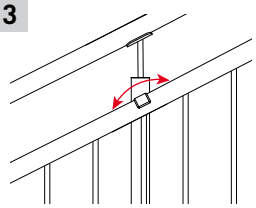

Orientare secondo necessità
Set upon need

VETRO - GLASS

AISI304	AISI316	Tubo *Tube*
E1000424	E1100424	Ø 42,4 x 1,5 x 6000 mm

AISI304	AISI316	Tubo *Tube*
E1200200	E1200100	Ø 42,4 x 1,5 mm

AISI304	AISI316	Tubo *Tube*
E1100200	E1100100	Ø 42,4 x 1,5 mm

AISI304	AISI316	Tubo *Tube*
E1400200	E1400100	Ø 42,4 x 1,5 mm

AISI304	AISI316	Tubo *Tube*
E1500200	E1500100	Ø 42,4 x 1,5 mm

Disponibile anche in multipli di 6 metri
Also available in groups of 6 meters

RUBBER	Per tubo *For tube*	Vetro *Glass*	L. bobina *Coil length*
E1999100	Ø 42,4 mm	8 - 10,76 mm	30 m
E1999200	Ø 42,4 mm	12 - 16,76 mm	30 m
E1999300	Ø 42,4 mm	16,76 - 18 mm	30 m
E1999360	Ø 42,4 mm	19 mm	30 m
E1999370	Ø 42,4 mm	20 - 21,52 mm	30 m

BARRE - BARS





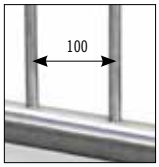

AISI304	AISI316	Dimensioni *Dimensions* A x B	Ø C
E1900300	E1900310	2000 x 900 mm	42,4 mm
E1900400	E1900410	3000 x 900 mm	42,4 mm
E1900500	E1900510	2000 x 1100 mm	42,4 mm
E1900600	E1900610	3000 x 1100 mm	42,4 mm

AISI304	AISI316	Per tubo *For tube*
E451/304	E451	Ø 42,4 x 2,0 mm

AISI316	Per tubo *For tube*
E446	Ø 42,4 x 2,0 mm

AISI304	AISI316	Per tubo *For tube*
E455/304	E455	Ø 42,4 x 2,0 mm

AISI316	Per tubo *For tube*
E4100	Ø 42,4 x 2,0 mm

SISTEMA ANTISCALATA CON PANNELLI A BARRE VERTICALI
ANTI-CLIMB SYSTEM WITH VERTICAL BARS'PANELS

IL VETRO PUÒ NON ESSERE MOLATO NEI LATI A CONTATTO CON IL TUBO DI FISSAGGIO. IL VETRO NON NECESSITA DI FORATURA
NO NEED TO GRIND THE GLASS ON THE EDGES INSERTED IN THE FIXING TUBE
NO NEED TO DRILL THE GLASS

RIPRODUZIONE VIETATA

REPRODUCTION PROHIBITED

EASY HOLD - SQUARE è il sistema Easy Hold dall'aspetto ancora più moderno. Caratterizzato da linee precise e da spigoli vivi questo sistema conferisce ad ogni parapetto un'eleganza che non passa inosservata.

EASY HOLD - SQUARE is the Easy Hold system with a more modern aspect. It's characterized by precise lines and sharp edges which give to each railing a special elegance.

EASY HOLD - SQUARE

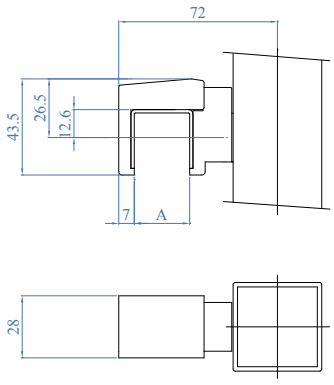

NEW

AISI304	AISI316	Superficie di ancoraggio *Anchorage surface*	A
E3500100	E3500110	40 x 40 mm	da 12,76 mm a 25 mm
E3500200	E3500210	Ø 42,4 mm	da 12,76 mm a 25 mm

GUARNIZIONI IN GOMMA - RUBBER GASKETS

Disponibile anche in multipli di 6 metri
Also available in groups of 6 meters

RUBBER	Per tubo *For tube*	Vetro *Glass*	L. bobina *Coil length*
E1999100	Ø 42,4 mm	8 - 10,76 mm	30 m
E1999200	Ø 42,4 mm	12 - 16,76 mm	30 m
E1999300	Ø 42,4 mm	16,76 - 18 mm	30 m
E1999360	Ø 42,4 mm	19 mm	30 m
E1999370	Ø 42,4 mm	20 - 21,52 mm	30 m

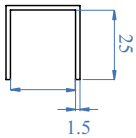

AISI316	Profilo *Profile*
E1100000	25 x 25 x 1,5 mm x 3000 mm

1 EASY HOLD SQUARE, 3 possibilità di installazione.
1 EASY HOLD SQUARE, 3 installation solutions.

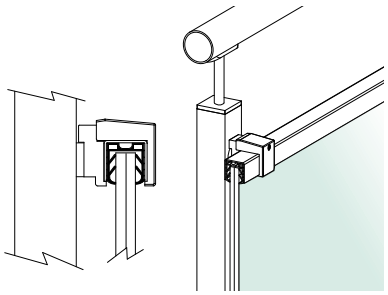

1

Si combina con il profilo IAM Design E1100000 della linea Cube System e con le guarnizioni in gomma in dotazione.
It is to be combined with our IAM Design profile E1100000 of the Cube System line and with the supplied rubber gaskets.

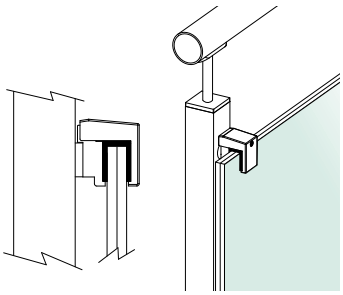

2

Può essere utilizzato per ancorare direttamente la lastra di vetro. Tramite l'utilizzo di apposite guarnizioni in gomma è possibile fissare lastre di spessore variabile da 10,76 a 21,52 mm.
In can be used to anchor directly the glass. By means of special rubber gaskets it it possible to fix glass thicknesses from 7/16" to 7/8".

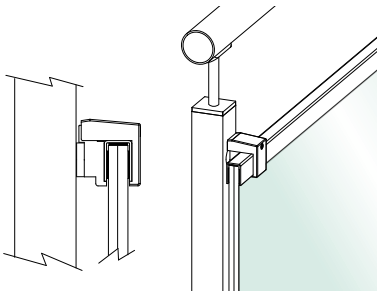

3

Si combina anche con altri profili, non solo con quelli IAM Design. Basta utilizzare gli opportuni gommini in dotazione e regolare il fissaggio.
It can also be combined with other profiles, not only with our IAM Design ones, just use the proper rubber gaskets and adjust the fixing.

NEW

Chameleon Glass Clamp è il sistema modulare di IAM Design® per realizzare parapetti in vetro caratterizzati da supporti a pavimento personalizzabili nei colori, nelle forme e nei materiali. Le cover intercambiabili consentono di adattare la **Chameleon** ad ogni ambiente, rendendola invisibile o, al contrario, personalizzando ed impreziosendo l'intero parapetto senza intaccare le caratteristiche tecniche.

Chameleon Glass Camp is the IAM Design® modular system to realise glass railings characterised by floor supports customizable in colors, shapes and materials. The interchangeable covers allow the **Chameleon** to be suitable for any enviroment, making it invisible or, on the contrary, personalizing and enriching the whole railing with no effects on its technical features.

ZAMAC	Finitura *Finish*	Spessore vetro *Glass Thickness*
J2000295	Opaca - Matte	12,76 mm
J2000300	Opaca - Matte	13,52 mm
J2000310	Opaca - Matte	17,52 mm

AISI316	Finitura *Finish*
E2000350	Satinato - Satin finish

AISI316	Finitura *Finish*
X2000350	Lucido - Mirror polished

ZAMAC	Colore *Colour*
E2000350W	Bianco - White

ZAMAC	Colore *Colour*
E2000350B	Nero - Black

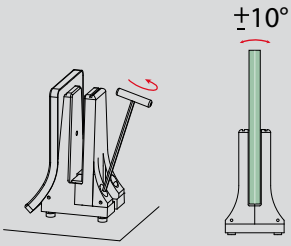

• Piedini regolabili dall'alto per livellare il parapetto
• Adjustable feet from above for the levelling of the railing

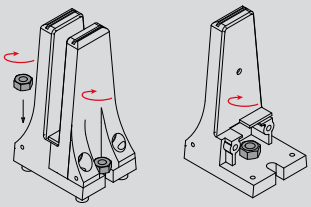

• Possibilità di ancoraggio su un punto centrale oppure su due punti
• Anchorage possibility on a central point or on two points

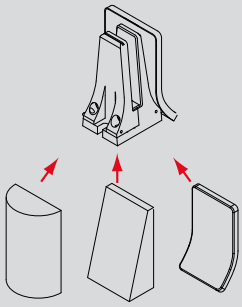

• Copertina intercambiabile permette di personalizzarla come meglio si crede non modificandone le caratteristiche tecniche
• Interchangeable cover that allows to personalize it as required without changing its technical features

PERSONALIZZABILE al 100% CUSTOMIZABLE

Tutte le cover Chameleon possono essere completamente personalizzate!
scegli il colore, la forma e il materiale!
All Chameleon covers can be fully customized!
Choose your color, the shape and the material!

Di seguito alcune nostre finiture speciali - Below are some of the special finishes

Grigio Micaceo
Micaceous Grey

Nero opaco
Matte black

Effetto Verde Rame
Verdigris effect

Bianco infinito
Infinite white

Effetto Cor-ten
Cor-ten effect

Effetto Acidato
Acid-etched effect

Tutti i colori su tavola RAL
All colours on RAL chart

RIPRODUZIONE VIETATA

REPRODUCTION PROHIBITED

La linea di pinze per vetro IAM Design offre un'ampia gamma di prodotti in diverse forme e dimensioni così da permettere all'utilizzatore di impiegarle per più progetti e applicazioni.
Sono disponibili oltre che in AISI316, in AISI304, zamac e, su richiesta, con finitura lucida.
Sono fornite con GOMMINI SEPARATI in modo da poterli abbinare al modello di pinza in maniera corretta per lo spessore del vetro che si vuole utilizzare.
Trattandosi di un sistema modulare consente di combinare diverse caratteristiche così da ottenere il prodotto più adatto per ciascun progetto.
Il sistema di codifica "parlante" degli articoli riflette questa modularità e rende molto facile l'identificazione delle diverse caratteristiche della pinza.

IAM Design line of glass clamps offers a large range of products in different sizes and shapes, allowing the user to serve different designs and purposes.
They are available in different materials: AISI316, AISI304, Zamac and, on request, in mirror polish.
They are provided with SEPARATE RUBBERS so to match the glass clamp model with the correct rubber for that specific glass thickness.
Being a modular system it allows you to combine different features in order to obtain the most suitable product for each project.
The articles' coding system reflects this modularity and makes it easy to identify the glass clamp's different features.

COME LEGGERE I CODICI DEI SUPPORTI PER VETRO
HOW TO READ THE GLASS CLAMPS' CODES

E 1 16 048 00 — ESEMPIO / EXAMPLE

- Senza gommino - Without rubber
- Superficie di ancoraggio - Anchor surface
- Modello - Model
- Materiale - Material
- Finitura - Finishing

COME LEGGERE I CODICI DEI GOMMINI PER VETRO
HOW TO READ THE CODES OF THE GLASS CLAMPS' RUBBERS

R 10 06 — ESEMPIO / EXAMPLE

- Spes.vetro - Anchor surface
- Modello - Model
- Materiale - Material

NEW

MOD. 10



AISI304 SATINATO - SATIN					Per tubo Ø *For tube Dia.*
E	1	10	000	00	Sup. piana - Flat surface
E	1	10	033	00	33,7 mm
E	1	10	042	00	42,4 mm

AISI316 SATINATO - SATIN					Per tubo Ø *For tube Dia.*
E	2	10	000	00	Sup. piana - Flat surface
E	2	10	033	00	33,7 mm
E	2	10	042	00	42,4 mm

AISI316 LUCIDO - MIRROR					Per tubo Ø *For tube Dia.*
X	2	10	000	00	Sup. piana - Flat surface
X	2	10	033	00	33,7 mm
X	2	10	042	00	42,4 mm

ZAMAC GREZZO - RAW					Per tubo Ø *For tube Dia.*
J	3	10	000	00	Sup. piana - Flat surface

ZAMAC SATINATO - SATIN					Per tubo Ø *For tube Dia.*
E	3	10	000	00	Sup. piana - Flat surface
E	3	10	042	00	42,4 mm

ZAMAC LUCIDO - MIRROR					Per tubo Ø *For tube Dia.*
X	3	10	000	00	Sup. piana - Flat surface
X	3	10	042	00	42,4 mm

I supporti per vetro sono forniti senza gommino in confezione da 4 pezzi Glass clamps are supplied without rubbers in 4 pieces' boxes

Vetro monolitico
Monolithic glass

RUBBER	MOD.	Nr. Set	Nr. per Set	Spes. vetro *Glass thick.*
R 10 06	10	4	2 pz./pcs.	6 mm
R 10 08	10	4	2 pz./pcs.	8 mm

Vetro laminato
Laminated glass

RUBBER	MOD.	Nr. Set	Nr. per Set	Spes. vetro *Glass thick.*
R 10 07	10	4	2 pz./pcs.	6,76 mm

MOD. 11



AISI304 SATINATO - SATIN					Per tubo Ø *For tube Dia.*
E	1	11	000	00	Sup. piana - Flat surface
E	1	11	042	00	42,4 mm
E	1	11	048	00	48,3 mm

AISI316 SATINATO - SATIN					Per tubo Ø *For tube Dia.*
E	2	11	000	00	Sup. piana - Flat surface
E	2	11	042	00	42,4 mm
E	2	11	048	00	48,3 mm

AISI316 LUCIDO - MIRROR					Per tubo Ø *For tube Dia.*
X	2	11	000	00	Sup. piana - Flat surface
X	2	11	042	00	42,4 mm
X	2	11	048	00	48,3 mm

ZAMAC GREZZO - RAW					Per tubo Ø *For tube Dia.*
J	3	11	000	00	Sup. piana - Flat surface

ZAMAC SATINATO - SATIN					Per tubo Ø *For tube Dia.*
E	3	11	000	00	Sup. piana - Flat surface
E	3	11	042	00	42,4 mm

ZAMAC LUCIDO - MIRROR					Per tubo Ø *For tube Dia.*
X	3	11	000	00	Sup. piana - Flat surface
X	3	11	042	00	42,4 mm

I supporti per vetro sono forniti senza gommino in confezione da 4 pezzi Glass clamps are supplied without rubbers in 4 pieces' boxes

Vetro monolitico
Monolithic glass

RUBBER	MOD.	Nr. Set	Nr. per Set	Spes. vetro *Glass thick.*
R 11 06	11	4	2 pz./pcs.	6 mm
R 11 08	11	4	2 pz./pcs.	8 mm
R 11 10	11	4	2 pz./pcs.	10 mm

Vetro laminato
Laminated glass

RUBBER	MOD.	Nr. Set	Nr. per Set	Spes. vetro *Glass thick.*
R 11 07	11	4	2 pz./pcs.	6,76 mm
R 11 09	11	4	2 pz./pcs.	8,76 mm
R 11 44	11	4	2 pz./pcs.	9,52 mm

RIPRODUZIONE VIETATA

REPRODUCTION PROHIBITED

MOD. 12

Con spina di sicurezza
With locking pin

AISI304 SATINATO - SATIN					Per tubo Ø *For tube Dia.*
E	1	12	000	00	Sup. piana - Flat surface
E	1	12	042	00	42,4 mm
E	1	12	048	00	48,3 mm

AISI316 SATINATO - SATIN					Per tubo Ø *For tube Dia.*
E	2	12	000	00	Sup. piana - Flat surface
E	2	12	042	00	42,4 mm
E	2	12	048	00	48,3 mm

AISI316 LUCIDO - MIRROR					Per tubo Ø *For tube Dia.*
X	2	12	000	00	Sup. piana - Flat surface
X	2	12	042	00	42,4 mm
X	2	12	048	00	48,3 mm

ZAMAC GREZZO - RAW					Per tubo Ø *For tube Dia.*
J	3	12	000	00	Sup. piana - Flat surface
J	3	12	042	00	42,4 mm

ZAMAC SATINATO - SATIN					Per tubo Ø *For tube Dia.*
E	3	12	000	00	Sup. piana - Flat surface
E	3	12	042	00	42,4 mm

ZAMAC LUCIDO - MIRROR					Per tubo Ø *For tube Dia.*
X	3	12	000	00	Sup. piana - Flat surface
X	3	12	042	00	42,4 mm

I supporti per vetro sono forniti senza gommino in confezione da 4 pezzi Glass clamps are supplied without rubbers in 4 pieces' boxes

Vetro monolitico
Monolithic glass

RUBBER	MOD.	Nr. Set	Nr. per Set	Spes. vetro *Glass thick.*
R 12 06	12	4	2 pz./pcs.	6 mm
R 12 08	12	4	2 pz./pcs.	8 mm
R 12 10	12	4	2 pz./pcs.	10 mm

Vetro laminato
Laminated glass

RUBBER	MOD.	Nr. Set	Nr. per Set	Spes. vetro *Glass thick.*
R 12 07	12	4	2 pz./pcs.	6,76 mm
R 12 09	12	4	2 pz./pcs.	8,76 mm
R 12 44	12	4	2 pz./pcs.	9,52 mm

MOD. 12 BIS

SUPPORTI PER VETRO SENZA ANCORAGGIO
SELF-SUPPORTING GLASS CLAMPS

Con spina di sicurezza
With locking pin

AISI304 SATINATO - SATIN					Dimensioni *Dimensions*
E	1	12	180	00	43 x 100 x 28 mm

AISI304 SATINATO - SATIN					Dimensioni *Dimensions*
E	1	12	090	00	82 x 82 x 28 mm

AISI316 SATINATO - SATIN					Dimensioni *Dimensions*
E	2	12	180	00	43 x 100 x 28 mm

AISI316 SATINATO - SATIN					Dimensioni *Dimensions*
E	2	12	090	00	82 x 82 x 28 mm

I supporti per vetro sono forniti senza gommino in confezione da 4 pezzi Glass clamps are supplied without rubbers in 4 pieces' boxes

Vetro monolitico
Monolithic glass

RUBBER	MOD.	Nr. Set	Nr. per Set	Spes. vetro *Glass thick.*
R 12 06	12	4	2 pz./pcs.	6 mm
R 12 08	12	4	2 pz./pcs.	8 mm
R 12 10	12	4	2 pz./pcs.	10 mm

Vetro laminato
Laminated glass

RUBBER	MOD.	Nr. Set	Nr. per Set	Spes. vetro *Glass thick.*
R 12 07	12	4	2 pz./pcs.	6,76 mm
R 12 09	12	4	2 pz./pcs.	8,76 mm
R 12 44	12	4	2 pz./pcs.	9,52 mm

NEW

MOD. 13

PER ELIMINARE TOTALMENTE LA POSSIBILITÀ DI SCIVOLAMENTO DEL VETRO UTLIZZARE L'ACCESSORIO IN DOTAZIONE CHE PUÒ ESSERE USATO SU ENTRAMBI I LATI

TO COMPLETELY ELIMINATE THE POSSIBILITY OF GLASS SLIDING USE THE SUPPLIED ACCESSORY THAT CAN BE USED ON BOTH SIDES

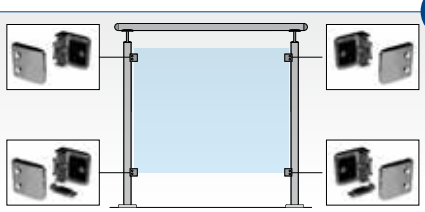

Con spina di sicurezza
With locking pin

AISI304 SATINATO - SATIN					Per tubo Ø *For tube Dia.*
E	1	13	000	00	Sup. piana - Flat surface
E	1	13	048	00	48,3 mm

AISI316 SATINATO - SATIN					Per tubo Ø *For tube Dia.*
E	2	13	000	00	Sup. piana - Flat surface
E	2	13	048	00	48,3 mm

AISI316 LUCIDO - MIRROR					Per tubo Ø *For tube Dia.*
X	2	13	000	00	Sup. piana - Flat surface
X	2	13	048	00	48,3 mm

ZAMAC GREZZO - RAW					Per tubo Ø *For tube Dia.*
J	3	13	000	00	Sup. piana - Flat surface

ZAMAC SATINATO - SATIN					Per tubo Ø *For tube Dia.*
E	3	13	000	00	Sup. piana - Flat surface
E	3	13	048	00	48,3 mm

ZAMAC LUCIDO - MIRROR					Per tubo Ø *For tube Dia.*
X	3	13	000	00	Sup. piana - Flat surface
X	3	13	048	00	48,3 mm

I supporti per vetro sono forniti senza gommino in confezione da 4 pezzi Glass clamps are supplied without rubbers in 4 pieces' boxes

Vetro monolitico
Monolithic glass

RUBBER	MOD.	Nr. Set	Nr. per Set	Spes. vetro *Glass thick.*
R 13 12	13	4	2 pz./pcs.	12 mm
R 13 15	13	4	2 pz./pcs.	15 mm

Vetro laminato
Laminated glass

RUBBER	MOD.	Nr. Set	Nr. per Set	Spes. vetro *Glass thick.*
R 13 44	13	4	2 pz./pcs.	9,52 mm
R 13 13	13	4	2 pz./pcs.	12,76 mm

Vetro laminato
Laminated glass

RUBBER	MOD.	Nr. Set	Nr. per Set	Spes. vetro *Glass thick.*
R 13 17	13	4	2 pz./pcs.	16,76 mm
R 13 18	13	4	2 pz./pcs.	17,52 mm

MOD. 14

Con spina di sicurezza
With locking pin

AISI304 SATINATO - SATIN					Per tubo Ø *For tube Dia.*
E	1	14	000	00	Sup. piana - Flat surface
E	1	14	042	00	42,4 mm
E	1	14	048	00	48,3 mm

AISI316 SATINATO - SATIN					Per tubo Ø *For tube Dia.*
E	2	14	000	00	Sup. piana - Flat surface
E	2	14	042	00	42,4 mm
E	2	14	048	00	48,3 mm

AISI316 LUCIDO - MIRROR					Per tubo Ø *For tube Dia.*
X	2	14	000	00	Sup. piana - Flat surface
X	2	14	042	00	42,4 mm
X	2	14	048	00	48,3 mm

ZAMAC GREZZO - RAW					Per tubo Ø *For tube Dia.*
J	3	14	000	00	Sup. piana - Flat surface

ZAMAC SATINATO - SATIN					Per tubo Ø *For tube Dia.*
E	3	14	000	00	Sup. piana - Flat surface
E	3	14	042	00	42,4 mm

ZAMAC LUCIDO - MIRROR					Per tubo Ø *For tube Dia.*
X	3	14	000	00	Sup. piana - Flat surface
X	3	14	042	00	42,4 mm

I supporti per vetro sono forniti senza gommino in confezione da 4 pezzi Glass clamps are supplied without rubbers in 4 pieces' boxes

Vetro monolitico
Monolithic glass

RUBBER	MOD.	Nr. Set	Nr. per Set	Spes. vetro *Glass thick.*
R 14 12	14	4	2 pz./pcs.	12 mm

Vetro laminato
Laminated glass

RUBBER	MOD.	Nr. Set	Nr. per Set	Spes. vetro *Glass thick.*
R 14 11	14	4	2 pz./pcs.	10,76 mm
R 14 13	14	4	2 pz./pcs.	12,76 mm
R 14 14	14	4	2 pz./pcs.	13,52 mm

RIPRODUZIONE VIETATA

REPRODUCTION PROHIBITED

NEW

MOD. 15

Con spina di sicurezza
With locking pin

PER ELIMINARE TOTALMENTE LA POSSIBILITÀ DI SCIVOLAMENTO DEL VETRO UTLIZZARE L'ACCESSORIO IN DOTAZIONE CHE PUÒ ESSERE USATO SU ENTRAMBI I LATI

TO COMPLETELY ELIMINATE THE POSSIBILITY OF GLASS SLIDING USE THE SUPPLIED ACCESSORY THAT CAN BE USED ON BOTH SIDES

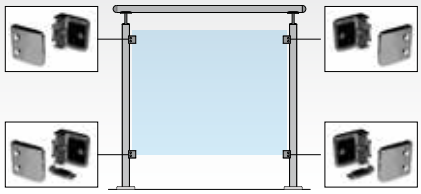

AISI304 SATINATO - SATIN					Per tubo Ø *For tube Dia.*
E	1	15	000	00	Sup. piana - Flat surface
E	1	15	*042	00	42,4 mm
E	1	15	048	00	48,3 mm

AISI316 SATINATO - SATIN					Per tubo Ø *For tube Dia.*
E	2	15	000	00	Sup. piana - Flat surface
E	2	15	*042	00	42,4 mm
E	2	15	048	00	48,3 mm

AISI316 LUCIDO - MIRROR					Per tubo Ø *For tube Dia.*
X	2	15	000	00	Sup. piana - Flat surface
X	2	15	*042	00	42,4 mm
X	2	15	048	00	48,3 mm

ZAMAC GREZZO - RAW					Per tubo Ø *For tube Dia.*
J	3	15	000	00	Sup. piana - Flat surface

ZAMAC SATINATO - SATIN					Per tubo Ø *For tube Dia.*
E	3	15	000	00	Sup. piana - Flat surface

ZAMAC LUCIDO - MIRROR					Per tubo Ø *For tube Dia.*
X	3	15	000	00	Sup. piana - Flat surface

I supporti per vetro sono forniti senza gommino in confezione da 4 pezzi Glass clamps are supplied without rubbers in 4 pieces' boxes

Vetro monolitico
Monolithic glass

RUBBER	MOD.	Nr. Set	Nr. per Set	Spes. vetro *Glass thick.*
R 15 08	15	4	2 pz./pcs.	8 mm
R 15 10	15	4	2 pz./pcs.	10 mm
R 15 12	15	4	2 pz./pcs.	12 mm

Vetro laminato
Laminated glass

RUBBER	MOD.	Nr. Set	Nr. per Set	Spes. vetro *Glass thick.*
R 15 09	15	4	2 pz./pcs.	8,76 mm
R 15 44	15	4	2 pz./pcs.	9,52 mm

Vetro laminato
Laminated glass

RUBBER	MOD.	Nr. Set	Nr. per Set	Spes. vetro *Glass thick.*
R 15 11	15	4	2 pz./pcs.	10,76 mm
R 15 13	15	4	2 pz./pcs.	12,76 mm

MOD. 16



AISI304 SATINATO - SATIN					Per tubo Ø *For tube Dia.*
E	1	16	000	00	Sup. piana - Flat surface
E	1	16	033	00	33,7 mm
E	1	16	042	00	42,4 mm

AISI316 SATINATO - SATIN					Per tubo Ø *For tube Dia.*
E	2	16	000	00	Sup. piana - Flat surface
E	2	16	033	00	33,7 mm
E	2	16	042	00	42,4 mm

AISI316 LUCIDO - MIRROR					Per tubo Ø *For tube Dia.*
X	2	16	000	00	Sup. piana - Flat surface
X	2	16	033	00	33,7 mm
X	2	16	042	00	42,4 mm

ZAMAC GREZZO - RAW					Per tubo Ø *For tube Dia.*
J	3	16	000	00	Sup. piana - Flat surface

ZAMAC SATINATO - SATIN					Per tubo Ø *For tube Dia.*
E	3	16	000	00	Sup. piana - Flat surface
E	3	16	042	00	42,4 mm

ZAMAC LUCIDO - MIRROR					Per tubo Ø *For tube Dia.*
X	3	16	000	00	Sup. piana - Flat surface
X	3	16	042	00	42,4 mm

I supporti per vetro sono forniti senza gommino in confezione da 4 pezzi Glass clamps are supplied without rubbers in 4 pieces' boxes

Vetro laminato
Laminated glass

SAFETY KIT	MOD.	Nr. Set	Nr. per Set	Spes. vetro *Glass thick.*
R 16 09P	16	4	2 pz./pcs.	8,76 mm
R 16 11P	16	4	2 pz./pcs.	10,76 mm

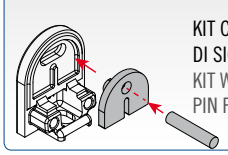

KIT COMPOSTO DA GOMMA E SPINA DI SICUREZZA PER MOD. 16
KIT WITH RUBBER AND SECURITY PIN FOR MOD. 16

Vetro monolitico
Monolithic glass

RUBBER	MOD.	Nr. Set	Nr. per Set	Spes. vetro *Glass thick.*
R 16 08	16	4	2 pz./pcs.	8 mm
R 16 10	16	4	2 pz./pcs.	10 mm

Vetro laminato
Laminated glass

RUBBER	MOD.	Nr. Set	Nr. per Set	Spes. vetro *Glass thick.*
R 16 09	16	4	2 pz./pcs.	8,76 mm
R 16 44	16	4	2 pz./pcs.	9,52 mm
R 16 11	16	4	2 pz./pcs.	10,76 mm

B

AISI316	Dimensioni *Dimensions*	Spessore vetro *Glass thickness*
Satinato - Satin Finish		
E00840	Ø 60 mm	8 mm
Lucido - Mirror Polished		
X00840	Ø 60 mm	8 mm

Chiusura in acciaio inox satinato per creare un supporto circolare con un vetro
Stainless steel closure satin finished, fundamental to obtain a glass holder for just one glass

AISI316
Satinato - Satin Finish
E00840/C
Lucido - Mirror Polished
X00840/C

Adattatore da inserire sul supporto circolare
Adapter to be inserted on round clamp

AISI316	Per tubo *For tube*
E00841	Ø 33,7 mm
E00845	Ø 38,1 mm
E00842	Ø 42,4 mm
E00844	Ø 48,3 mm
E00843	Sup. piana - Flat surface

N 2 per pezzi per set
No. 2 pieces in a set
Da utilizzare con articoli:
To use with these article numbers:
E00820 - E00821 - E00820316 - E00821316 - E00830 - E00831 E00830316 - E00831316 -E00840

RUBBER	Per vetro *Glass*
E00840/R1	8,76 mm
E00840/R2	10 mm
E00840/R3	10,76 mm
E00840/R4	12 mm
E00840/R5	12,76 mm

B

2 piastre laterali di fissaggio
1 set gommini vetro monostrato
1 set gommini vetro bi-strato
4 viti M 6

2 side fixing plates
1 set of one-layer rubbers for glass
1 set of two-layer rubbers for glass
4 M6 screws

AISI304	AISI316	Spessore vetro *Glass thickness*
E0099100	E0099	Variabile - Adjustable

Adattatori da combinare con le piastre laterali compresa spina di sicurezza in acciaio

Adapters to combine with side plates stainless steel safety pin included

AISI316	Per tubo *For tube*	Spessore vetro *Glass thickness*
E99P8	Superficie piana - Flat surface	8 - 8,76 mm
E9933P8	Ø 33,7 mm	8 - 8,76 mm
E9942P8	Ø 42,4 mm	8 - 8,76 mm
E9950P8	Ø 50,8 mm	8 - 8,76 mm
E99P10	Superficie piana - Flat surface	10 - 10,76 mm
E9933P10	Ø 33,7 mm	10 - 10,76 mm
E9942P10	Ø 42,4 mm	10 - 10,76 mm
E9950P10	Ø 50,8 mm	10 - 10,76 mm
E99P12	Superficie piana - Flat surface	12 - 12,76 mm
E9933P12	Ø 33,7 mm	12 - 12,76 mm
E9942P12	Ø 42,4 mm	12 - 12,76 mm
E9950P12	Ø 50,8 mm	12 - 12,76 mm

AISI316	Per tubo *For tube*	Spessore vetro *Glass thickness*
E99P16	Superficie piana	16,76 - 17,52
E9942P16	Ø 42,4 mm	16,76 - 17,52
E9950P16	Ø 50,8 mm	16,76 - 17,52
E99P20	Superficie piana - Flat surface	20,76 - 21,52
E9942P20	Ø 42,4 mm	20,76 - 21,52
E9950P20	Ø 50,8 mm	20,76 - 21,52

8 + 8
10 + 10

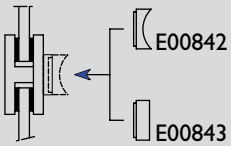

- L'ancoraggio intercambiabile permette di adattarlo a qualsiasi tubo
- The interchangeable clamp can be used with almost any tube!

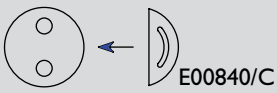

- La chiusura laterale ti permette di trasformarlo in un supporto da vetro singolo
- Lateral locking permits transform to a single glass support

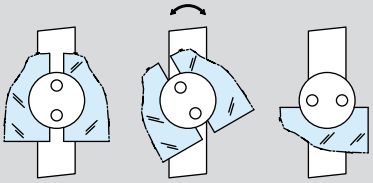

- L'ancoraggio mobile ti permette di ruotare i vetri rispetto al montante
- The movable clamp permits rotation of the glass a round mounted post

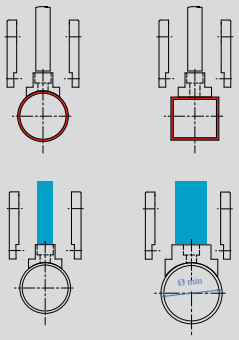

- L'ancoraggio intercambiabile permette di adattarlo a qualsiasi tubo
- The interchangeable clamp can be used with almost any tube!

- A seconda dello spessore dell'ancoraggio intercambiabile si puo' variare lo spessore del vetro da montare
- The thickness of the glass that must be assembled can be changed according to the thickness of the interchangeable anchorage

• FACILE DA INSTALLARE • ECONOMICO • SICURO
• EASY TO INSTALL • ECONOMICAL • SAFE

• FACILE DA INSTALLARE • ECONOMICO • SICURO
• EASY TO INSTALL • ECONOMICAL • SAFE

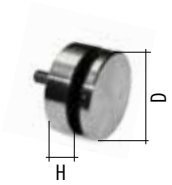

AISI304	AISI316	H	Diametro *Diameter* D	Spessore vetro *Glass thickness*
E40930304	E40930	10 mm	30 mm	8 -16,76 mm

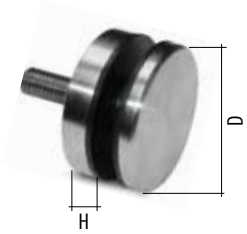

AISI316	H	Diametro *Diameter* D	Spessore vetro *Glass thickness*
E40940	10 mm	50 mm	8 -16,76 mm

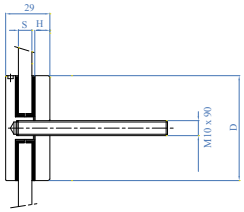

AISI316	H	Diametro *Diameter* D	Spessore vetro *Glass thickness*
E40960	10 mm	60 mm	8 -16,76 mm

ADATTATORE PER LEGNO
ADAPTER FOR WOOD



L'articolo E40999 permette la facile installazione dei supporti vetro su legno. L'articolo va montato in sostituzione della barra filettata M10

Article E40999 makes the installation of the glass supports on wooden very easy. The article is to be installed in the place of the M10 threaded rod

AISI304	Filetto metrico *Metric thread*	Filetto legno *Wood thread*	Lunghezza *Length*
E40999	M10	11	100 mm



AISI304	AISI316	H	Diametro *Diameter* D	Spessore vetro *Glass thickness*
E40900304	E40900	40 mm	30 mm	8 -16,76 mm
E40901304	E40901	50 mm	30 mm	8 -16,76 mm
E40902304	E40902	60 mm	30 mm	8 -16,76 mm

AISI316	H	Diametro *Diameter* D	Spessore vetro *Glass thickness*
E40910	40 mm	50 mm	8 -17,52 mm
E40911	50 mm	50 mm	8 -17,52 mm
E40912	60 mm	50 mm	8 -17,52 mm

AISI316	H	Diametro *Diameter* D	Spessore vetro *Glass thickness*
E40920	40 mm	60 mm	8 -17,52 mm
E40921	50 mm	60 mm	8 -17,52 mm
E40922	60 mm	60 mm	8 -17,52 mm

IL FORO DEI VETRI DEVE ESSERE ALMENO DI Ø 22 MM
THE GLASSES HOLE MUST BE AT LEAST OF 22 MM

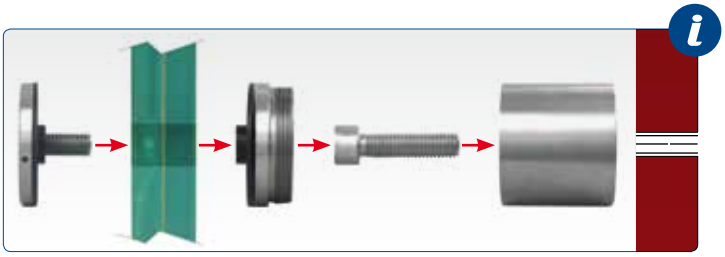



AISI304	AISI316	Per vetro *For glass*
E00880	E00880316	da/ from 8,76 a/ to 13,52 mm

AISI304	AISI316	Per vetro *For glass*
E00881	E00881316	da/ from 8,76 a/ to 13,52 mm

AISI304	AISI316	Per tubo *For glass*
E00882	E00882316	Ø 42,4 mm
E00883	E00883316	Superficie piana - Flat surface

AISI304	AISI316	IRON	Foro *Hole*
E4032/304	E4032	I4032	Ø 12,2 mm
E4031/304	E4031	I4031	Ø 14,2 mm
E4030/304	E4030	I4030	Ø 16,2 mm

AISI304	AISI316	IRON	Per tubo *For tube*
E40550304	E40550	I40550	Ø 33,7 mm
E40560304	E40560	I40560	Ø 42,4 mm
E40570304	E40570	I40570	Superficie piana Flat surface

AISI316	IRON	Per tubo *For tube*
E40000/SO	I40000/SO	Ø 42,4 mm

AISI316	IRON	Per tubo *For tube*
E40581	I40581	Ø 42,4 mm
E40583	I40583	Superficie piana Flat surface

AISI304	AISI316	Per tubo *For glass*	Spessore vetro *Glass thickness*
E008910	E008910316	Ø 33,7 mm	da/from 8,76 a/to 13,52 mm
E008920	E008920316	Ø 42,4 mm	da/from 8,76 a/to 13,52 mm
E008930	E008930316	Sup. piana Flat surface	da/from 8,76 a/to 13,52 mm

AISI304	AISI316	Per tubo *For glass*	Spessore vetro *Glass thickness*
E008950	E008950316	Ø 33,7 mm	da/from 8,76 a/to 13,52 mm
E008960	E008960316	Ø 42,4 mm	da/from 8,76 a/to 13,52 mm
E008970	E008970316	Sup. piana Flat surface	da/from 8,76 a/to 13,52 mm

2kN

AISI304	AISI316	IRON	Spessore vetro *Glass thickness*
E2200100	E2200200	I2200200	da/from 8 a/to 12,76 mm
E2200300	E2200400	-	da/from 16,76 a/to 21,52 mm

S

AISI304	AISI316	IRON	Spess. vetro *Glass thick.*
E2000100	E2000200	I2000100	12 e/and 17,52 mm



S

AISI304	AISI316	IRON	Spess. vetro *Glass thick.*
E2100100	E2100200	I2100100	12 e/and 17,52 mm

RIPRODUZIONE VIETATA

REPRODUCTION PROHIBITED

ELEMENTI PER GRADINI SOSPESI
ELEMENTS FOR HANGING STEPS

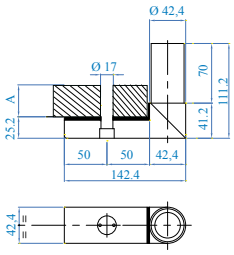

AISI316	Per tubo *For tube*	A
E022710	Ø 42,4 x 2,0 mm	da/from30 a/to 45 mm

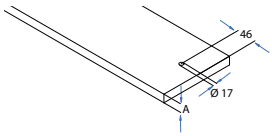

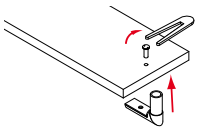

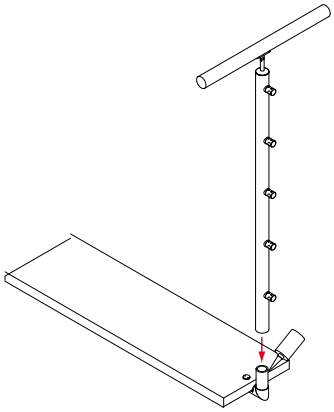

ELEMENTI PER GRADINI SOSPESI IN VETRO
ELEMENTS FOR GLASS HANGING STEPS

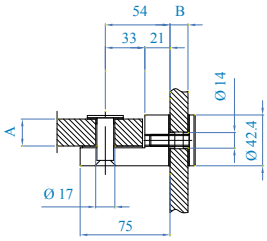

AISI316	A	B
E022720	da/from 30 a/to 45 mm	da/from 12 a/to 25 mm

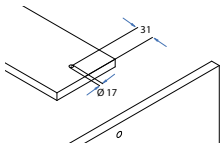

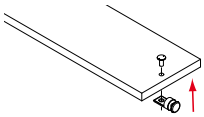

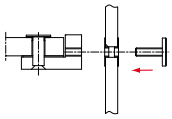

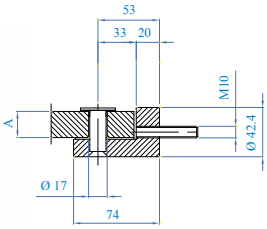

AISI316	A
E022730	da/from30 a/to 45 mm

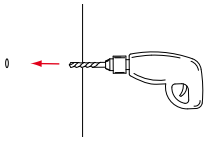

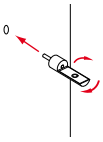

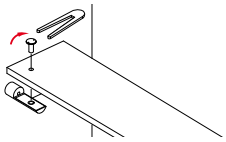



AISI304	AISI316	IRON	Dimensioni *Dimensions*
E0011	E4806	I0011	Ø 33,7 x 2,0 x 3000 mm
E0011/6000	E4806/6000	I0011/6000	Ø 33,7 x 2,0 x 6000 mm
E001	E4801	I001	Ø 42,4 x 2,0 x 3000 mm
E001/6000	E4801/6000	I001/6000	Ø 42,4 x 2,0 x 6000 mm
EV105/6000	EV5851/6000		Ø 12 x 1,5 x 6000 mm
EV1050/6000	EV5852/6000		Ø 14 x 1,5 x 6000 mm

AISI304	AISI316	IRON	Dimensioni *Dimensions*
E0052	E4849		Ø 8 x 3000 mm
E0052/6000	E4849/6000		Ø 8 x 6000 mm
E0051	E4850	I0051	Ø 10 x 3000 mm
E0051/6000	E4850/6000	I0051/6000	Ø 10 x 6000 mm
E005	E4851	I005	Ø 12 x 3000 mm
E005/6000	E4851/6000	I005/6000	Ø 12 x 6000 mm
E0050	E4852		Ø 14 x 3000 mm
E0050/6000	E4852/6000		Ø 14 x 6000 mm

B

AISI304	AISI316	IRON	Per tubo *For tube*
E0212	E0212316	I0212	Ø 33,7 x 2,0 mm
E0213	E0213316	I0213	Ø 42,4 x 2,0 mm

AISI316	Per tubo *For tube*
E4482	Ø 33,7 x 2,0 mm
E4483	Ø 42,4 x 2,0 mm

AISI316	Per tubo *For tube*
E405	Ø 33,7 x 2,0 mm
E406	Ø 42,4 x 2,0 mm



AISI304	AISI316	IRON	Dimensioni *Dimensions*
E403304	E403	I403	Ø 100 x 6 mm e 3 fori/holes Ø 11 mm
E404304	E404	I404	100 x 100 x 6 mm e 4 fori/holes Ø 11 mm

AISI304	AISI316	IRON	Per tubo *For tube*
E11410	E11410316	I11410	Ø 33,7 x 2,0 mm
E11420	E11420316	I11420	Ø 42,4 x 2,0 mm
E11440	E11440316		Superficie piana - Flat surface

AISI304	AISI316	Dimensioni *Dimensions*
E112	E112316	140 x 40 x 35 mm

Per scaricare il blocco 3D

To download the 3D-block file

IAM DESIGN
INNOVATION ARCHITECTURAL METAL

WWW.IAMDESIGN.COM/DESIGN

AISI304	AISI316	IRON	Per tubo *For tube*
E1111	E1111316	I1111	Ø 33,7 x 2,0 mm
E1112	E1112316	I1112	Ø 42,4 x 2,0 mm

AISI304	AISI316	IRON	Per tubo *For tube*
E1113	E1113316	I1113	Ø 33,7 x 2,0 mm
E1114	E1114316	I1114	Ø 42,4 x 2,0 mm

B

AISI304	AISI316	IRON	Per tubo *For tube*
E113	E113316	I113	Ø 42,4 x 2,0 mm
E113/337	E113/337316	I113316	Ø 33,7 x 2,0 mm
E1110	E1110316	-	Superficie piana Flat surface

A



B

AISI304	AISI316	IRON	Per tubo *For tube*
A			
E40010/304	E40010	-	Ø 33,7 mm
E400/304	E400	I400	Ø 42,4 mm
E40020/304	E40020	-	Superficie piana Flat surface
B			
E40110/304	E40110	-	Ø 33,7 mm
E401/304	E401	-	Ø 42,4 mm
E40120/304	E40120	-	Superficie piana Flat surface

B

AISI304	AISI316	IRON	Per tubo *For tube*
E111	E111316	I111	Ø 42,4 x 2,0 mm
E111/337	E111/337316	-	Ø 33,7 x 2,0 mm

AISI304	AISI316	Per tubo *For tube*
E116	E116316	Ø 42,4 x 2,0 mm

B

AISI316	Per tubo *For tube*
E116100	Ø 33,7 mm
E116200	Ø 42,4 mm
E116300	40 x 40 mm

Kit 2 pezzi
Set 2 pieces

B

AISI304	AISI316	IRON	Per tubo *For tube*
E11310	E11310316	I11310	Ø 33,7 x 2,0 mm
E11320	E11320316	I11320	Ø 42,4 x 2,0 mm
E11340	E11340316	-	Sup. piana Flat surface

AISI304	AISI316	Per tubo *For tube*
E11510	E11510316	Ø 33,7 x 2,0 mm
E11520	E11520316	Ø 42,4 x 2,0 mm

AISI316	Per tubo *For tube*
E117100	Ø 33,7 mm
E117200	Ø 42,4 mm
E117300	40 x 40 mm

AISI304	Per tubo *For tube*
E117	Ø 42,4 x 2,0 mm

DA INCEMENTARE - TO BE CEMENTED

ALUMINIUM	Per tubo *For tube*
E0131	Ø 33,7 x 2,0 mm
E013	Ø 42,4 x 2,0 mm



AISI304	AISI316
E112/70	E112/70316



ALUMINIUM	Per tubo *For tube*
E0141	Ø 33,7 x 2,0 mm
E014	Ø 42,4 x 2,0 mm

B

AISI304	AISI316	IRON	D
E060	E060316		Ø 33 x 4 mm
E061	E061316		Ø 42 x 4 mm
E062	E062316		Ø 48 x 4 mm
E063	E063316		Ø 60 x 4 mm
E0631	E4753		Ø 70 x 6 mm
E064	E064316	I064	Ø 80 x 4 mm
E065	E065316	I065	Ø 100 x 4 mm
E066	E066316		Ø 100 x 6 mm
E069	E069316		Ø 120 x 6 mm

B

AISI304	IRON	Dimensioni *Dimensions*
E050	I050	Ø 33,7 mm
E051	I051	Ø 42,4 mm

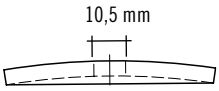

AISI304	AISI316	IRON	Fori esterni *External holes*
E0631/5	E0631316/5	I0631/5	No
E0690/5	E0690316/5	I0690/5	2 x Ø 6,5 mm
E0695/5	E0695316/5	I0695/5	3 x Ø 6,5 mm

ALUMINIUM	Dimensioni *Dimensions*	Fori esterni *External holes*	Foro interno *Internal hole*
E015	Ø 55 mm	3 x Ø 6 mm	Ø 11 mm
E016	Ø 75 mm	4 x Ø 6 mm	Ø 11 mm
E017	Ø 95 mm	4 x Ø 6 mm	Ø 11 mm

AISI304	AISI316	Foro centrale *Central hole*
E0600	E0600316	Ø 13 mm



AISI304	AISI316	IRON	D
E0680	E0680316		Ø 70 x 6 mm
E0681	E0681316	I0681	Ø 80 x 6 mm
E0682	E0682316	I0682	Ø 100 x 6 mm
E0683	E0683316		Ø 120 x 6 mm

AISI304	AISI316	IRON	C
E0690	E4754	I0690	Ø 10,5 mm
E0690/D	E4754/D	I0690/D	Ø 10,5 mm

Fori con svasi e perimetro bisellato
Countersunk holes and chamfered perimeter



AISI304	AISI316	IRON	D	Fori esterni *External holes*	Foro centrale *Central hole*
E0695	E4755	I0695	Ø 70 x 6 mm	3 x Ø 9 mm	Ø 10,5 mm
E0695/D	E4755/D	I0695/D	Ø 70 x 6 mm	3 x Ø 9 mm	Ø 10,5 mm
E0700	E0700316	-	Ø 100 x 6 mm	3 x Ø 9 mm	Ø 13 mm

Fori con svasi e perimetro bisellato - Countersunk holes and chamfered perimeter



AISI304	AISI316	IRON	D	Fori esterni *External holes*	Foro centrale *Central hole*
E0696	E4751	I0696	Ø 100 x 6 mm	3 x Ø 9 mm	Ø 43 mm
E06961	E47511	I06961	Ø 100 x 6 mm	3 x Ø 9 mm	Ø 34,5 mm
E0697	E4756	I0698	Ø 120 x 6 mm	3 x Ø 11 mm	Ø 49 mm
E0696/D	E4751/D	I0696/D	Ø 100 x 6 mm	3 x Ø 9 mm	Ø 43 mm
E06961/D	E47511/D	I06961/D	Ø 100 x 6 mm	3 x Ø 9 mm	Ø 34,5 mm

Fori con svasi e perimetro bisellato - Countersunk holes and chamfered perimeter

AISI304	AISI316	IRON	D	Fori esterni *External holes*	Foro centrale *Central hole*
E0691	E0691316	I0691	Ø 100 x 6 mm	2 x Ø 9 mm	Ø 43 mm
E0693	E0693316	-	Ø 120 x 6 mm	2 x Ø 11 mm	Ø 43 mm
E0691/D	E0691316/D	I0691/D	Ø 100 x 6 mm	2 x Ø 9 mm	Ø 43 mm

Fori con svasi e perimetro bisellato - Countersunk holes and chamfered perimeter

Spess. /Thickness 6 mm

AISI304	AISI316	Ø Foro centrale *Dia. Central holes*	Dimensioni *Dimensions*	Fori esterni *External holes*
E08110	E08110316	43 mm	87,5 x 90 mm	3 x Ø 11 mm
E08120	E08120316	34,5 mm	87,5 x 90 mm	3 x Ø 11 mm
E08150	E08150316	12 mm	87,5 x 90 mm	3 x Ø 11 mm
E08160	E08160316	10 mm	87,5 x 90 mm	3 x Ø 11 mm

RIPRODUZIONE VIETATA

REPRODUCTION PROHIBITED

Spess. /Thickness 6 mm

AISI304	AISI316	Ø Foro centrale *Dia. Central holes*	Dimensioni *Dimensions*	Fori esterni *External holes*
E08310	E08310316	43 mm	96 x 60 mm	4 x Ø 11 mm
E08320	E08320316	34,5 mm	96 x 60 mm	4 x Ø 11 mm
E08350	E08350316	12 mm	96 x 60 mm	4 x Ø 11 mm
E08360	E08360316	10 mm	96 x 60 mm	4 x Ø 11 mm

Spess. /Thickness 6 mm

AISI304	AISI316	Ø Foro centrale *Dia. Central holes*	Dimensioni *Dimensions*	A
E08410	E08410316	43 mm	82 x 62 mm	2 x Ø 11 mm
E08420	E08420316	34,5 mm	82 x 62 mm	2 x Ø 11 mm
E08450	E08450316	12 mm	82 x 62 mm	2 x Ø 11 mm
E08460	E08460316	10 mm	82 x 62 mm	2 x Ø 11 mm

Spess. /Thickness 6 mm

AISI304	AISI316	Ø Foro centrale *Dia. Central holes*	Dimensioni *Dimensions*	Fori esterni *External holes*
E08510	E08510316	43 mm	70 x 70 mm	4 x Ø 11 mm
E08520	E08520316	34,5 mm	70 x 70 mm	4 x Ø 11 mm
E08550	E08550316	12 mm	70 x 70 mm	4 x Ø 11 mm
E08560	E08560316	10 mm	70 x 70 mm	4 x Ø 11 mm

AISI304	AISI316	IRON	Foro *Hole*	H
E02061	E02061316	I02061	Ø 34,5 mm	25 mm
E02062	E02062316	I02062	Ø 43,0 mm	25 mm
E02063	E02063316	I02063	Ø 34,5 mm	25 mm
E02064	E02064316	I02064	Ø 43,0 mm	25 mm



AISI304	AISI316	IRON	D	Foro *Hole*	H
E02065	E02065316	I02065	85 mm	Ø 34,5 mm	38 mm
E02066	E02066316	I02066	85 mm	Ø 43,0 mm	38 mm
E02067	E02067316	I02067	105 mm	Ø 34,5 mm	48 mm
E02068	E02068316	I02068	105 mm	Ø 43,0 mm	48 mm

B

AISI304	AISI316	Dimensioni *Dimensions*	Foro *Hole*	Altezza *Height*
E0184	E0184316	Ø 76 mm	Ø 43,0 mm	12 mm
E0191	E0191316	Ø 85 mm	Ø 34,5 mm	15 mm
E019/38	E4019/38	Ø 85 mm	Ø 39 mm	15 mm
E0192	E0192316	Ø 85 mm	Ø 41,0 mm	15 mm
E019	E019316	Ø 85 mm	Ø 43,0 mm	15 mm
E020/S	E4072/S	Ø 105 mm	Ø 34,5 mm	15 mm
E0202	E4074	Ø 105 mm	Ø 34,5 mm	25 mm
–	E4072/38	Ø 105 mm	Ø 39 mm	15 mm
E020	E4072	Ø 105 mm	Ø 43,0 mm	15 mm
E020/C	E4072/C	Ø 105 mm	Ø 43,0 mm	25 mm
E0201	–	Ø 105 mm	Ø 49,0 mm	15 mm
E0201/C	E4073	Ø 105 mm	Ø 49,0 mm	25 mm
E02011	E40731	Ø 105 mm	Ø 51,50 mm	25 mm
E0203	–	Ø 129 mm	Ø 43,0 mm	25 mm
E0204	E4075	Ø 129 mm	Ø 49,0 mm	25 mm
–	E4076	Ø 145 mm	Ø 49,0 mm	25 mm
–	E4077	Ø 145 mm	Ø 61,0 mm	25 mm
E0180	E0180316	Ø 45 mm	Ø 12,5 mm	10 mm
E018	–	Ø 62 mm	Ø 20,5 mm	15 mm
E0181	E0181316	Ø 62 mm	Ø 12,5 mm	15 mm
E0182	E4070	Ø 76 mm	Ø 12,5 mm	12 mm
E0183	E4071	Ø 76 mm	Ø 14,5 mm	12 mm

RIPRODUZIONE VIETATA

REPRODUCTION PROHIBITED

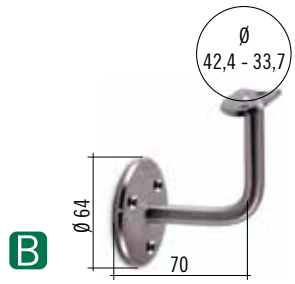

AISI304	AISI316	IRON
E0223	E0223316	I0223

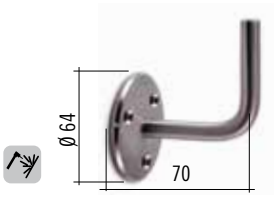

AISI304	AISI316	IRON	Descrizione *Description*
E0222	E0222316	I0222	Senza filetto Without thread

AISI304	AISI316	IRON	Per tubo *For tube*
E0301	E0301316	I0301	Ø 33,7 x 2,0 mm
E030/S	E030/S316	I030/S	Ø 42,4 x 2,0 mm



AISI304	AISI316	IRON
E02231	E02231316	I02231

AISI304	AISI316	IRON
E0224	E0224316	I0224

AISI304	AISI316	IRON	Per tubo *For tube*
E0311	E0311316	I0311	Ø 33,7 x 2,0 mm
E031/S1	E031/S1316	I031/S1	Ø 42,4 x 2,0 mm

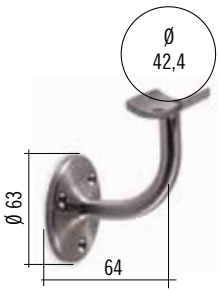

AISI316	Per tubo *For tube*
E459	Ø 42,4 mm

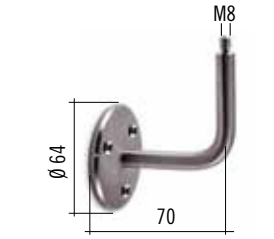

AISI304	AISI316	IRON
E02241	E02241316	I02241

AISI304	AISI316	IRON	Per tubo *For tube*
E038000	E038010	I038000	Ø 33,7 x 2,0 mm
E038100	E038110	I038100	Ø 42,4 x 2,0 mm

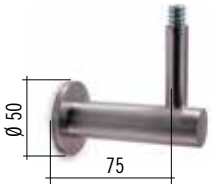

AISI316	Per corrimano *For handrail*
E4586	Ø 40 ÷ 48 mm e quadro and square

AISI303	Dimensioni *Dimensions*
E0221	Ø 80 x 5 mm

AISI304	AISI316	IRON	Dimensioni *Dimensions*
E034100	E034100316	I034100	66 x 82 mm

AISI303	AISI316	IRON	Per tubo *For tube*
E038200	E038210	I038200	Ø 33,7 x 2,0 mm
E038300	E038310	I038300	Ø 42,4 x 2,0 mm

RIPRODUZIONE VIETATA

REPRODUCTION PROHIBITED

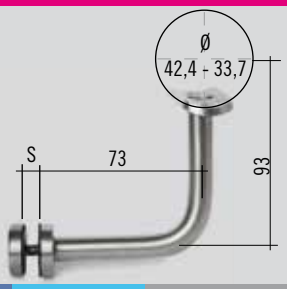

B

AISI304	AISI316	Descrizione *Description*	S
E035100	E035100316	Per vetro 8-22 mm Vetro da forare Ø 21 mm For glass thickness 8-22 mm Glass to be drilled at 21 mm dia.	

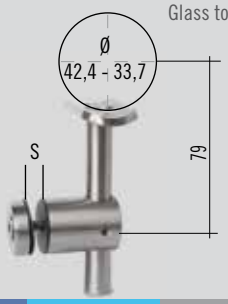

AISI304	AISI316	Descrizione *Description*	S
E035200	E035200316	Per vetro 8-22 mm Vetro da forare Ø 21 mm For glass thickness 8-22 mm Glass to be drilled at 21 mm dia.	

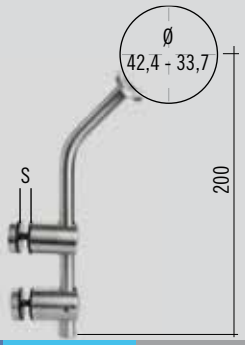

AISI304	AISI316	Descrizione *Description*	S
E035300	E035300316	Per vetro 8-22 mm Vetro da forare Ø 21 mm For glass thickness 8-22 mm Glass to be drilled at 21 mm dia.	

AISI304	AISI316	IRON	Descrizione *Description*
E022/S2	E022/S2316	I022/S2	Vetro da forare Ø 21 mm Glass to be drilled 21 mm dia.

AISI304	AISI316	IRON	Descrizione *Description*
E022/S1	E022/S1316	I022/S1	Vetro da forare Ø 21 mm Glass to be drilled 21 mm dia.

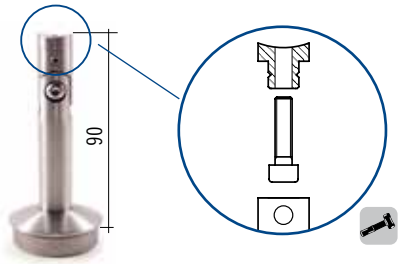

AISI303	AISI316	Per tubo *For tube*	
E038600	E038610	Ø 33,7 x 2,0 mm	
E038700	E038710	Ø 42,4 x 2,0 mm	

AISI303	AISI316	Per tubo *For tube*	
E039400	E039410	Ø 33,7 x 2,0 mm	
E039500	E039510	Ø 42,4 x 2,0 mm	

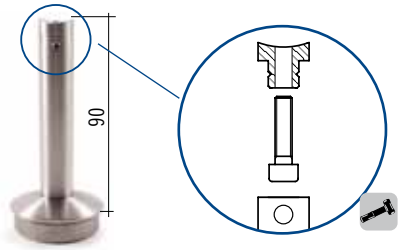

AISI303	AISI316	IRON	Per tubo *For tube*	
E038400	E038410	I039400	Ø 33,7 x 2,0 mm	
E038500	E038510	I039500	Ø 42,4 x 2,0 mm	

AISI303	AISI316	Per tubo *For tube*	
E039600	E039610	Ø 33,7 x 2,0 mm	
E039700	E039710	Ø 42,4 x 2,0 mm	

AISI303	AISI316	IRON	Per tubo *For tube*	
E039000	E039010	I039000	Ø 33,7 x 2,0 mm	
E039100	E039110	I039100	Ø 42,4 x 2,0 mm	

AISI303	AISI316	Per tubo *For tube*	
E039800	E039810	Ø 33,7 x 2,0 mm	
E039900	E039910	Ø 42,4 x 2,0 mm	

AISI303	AISI316	IRON	Per tubo *For tube*	
E039200	E039210	I039200	Ø 33,7 x 2,0 mm	
E039300	E039310	I039300	Ø 42,4 x 2,0 mm	

AISI303	AISI316	Per tubo *For tube*	
E040000	E040010	Ø 33,7 x 2,0 mm	
E040100	E040110	Ø 42,4 x 2,0 mm	

AISI303	AISI316	IRON	Per tubo *For tube*	
E038800	E038810	I038800	Ø 33,7 x 2,0 mm	
E038900	E038910	I038900	Ø 42,4 x 2,0 mm	

AISI304	Per tubo *For tube*
E030	Ø 42,4 x 2,0 mm

UZIONE VIETATA

REPRODUCTION PROHIBITED

AISI304	Per tubo *For tube*
E031	Ø 42,4 x 2,0 mm

AISI303	AISI316	IRON	Per tubo *For tube*
A			
E0104	E0104316	I0104	Ø 42,4 x 2,0 mm
B			
E0105	E0105316	I0105	Ø 33,7 x 2,0 mm

AISI303	AISI316	IRON	Per tubo *For tube*
A			
E0102	E0102316	I0102	Ø 42,4 x 2,0 mm
B			
E0103	E0103316	I0103	Ø 33,7 x 2,0 mm

AISI303	AISI316	IRON	Per tubo *For tube*
E040200	E040210	I040200	Ø 33,7 x 2,0 mm
E040300	E040310	I040200	Ø 42,4 x 2,0 mm

AISI303	AISI316	IRON	Per tubo *For tube*
E040400	E040410	I040400	Ø 33,7 x 2,0 mm
E040500	E040510	I040500	Ø 42,4 x 2,0 mm

AISI303	AISI316	IRON	Per tubo *For tube*
E040600	E040610	I040600	Ø 33,7 x 2,0 mm
E040700	E040710	I040700	Ø 42,4 x 2,0 mm

AISI303	AISI316	IRON	Per tubo *For tube*
E040800	E040810	I040800	Ø 33,7 x 2,0 mm
E040900	E040910	I040900	Ø 42,4 x 2,0 mm

AISI303	AISI316	IRON	Per tubo *For tube*
E041000	E041010	I041000	Ø 33,7 x 2,0 mm
E041100	E041110	I041100	Ø 42,4 x 2,0 mm

AISI303	AISI316	IRON	Per tubo *For tube*
E041200	E041210	I041200	Ø 33,7 x 2,0 mm
E041300	E041310	I041300	Ø 42,4 x 2,0 mm

AISI316	Per tubo *For tube*
E4581/40	Ø 40,0 x 2,0 mm
E4581	Ø 42,4 x 2,0 mm

AISI316	Per tubo *For tube*
A	
E458/40	Ø 40,4 x 2,0 mm
B	
E458	Ø 42,4 x 2,0 mm

AISI316	Per tubo *For tube*
E500/424	Ø 42,4 x 2,0 mm

AISI316	Per tubo *For tube*
E510/424	Ø 42,4 x 2,0 mm

AISI303	AISI316	H	Per tubo *For tube*
E0210	E0210316	71,5 mm	Ø 33,7 mm
E021/S	E021/S316	72 mm	Ø 42,4 mm

AISI316	H	Per tubo *For tube*
E4540	60 mm	Ø 33,7 mm
E4541	67 mm	Ø 42,4 mm

RIPRODUZIONE VIETATA

REPRODUCTION PROHIBITED

AISI303	AISI316	IRON	Dimensioni *Dimensions*
E0225	E0225316	I0225	Ø 12 x 125 mm
E0226	E0226316	I0226	Ø 14 x 125 mm

AISI316	Per tubo *For tube*
E4584	attacco piano - square
E4584/424	Ø 42,4 mm

AISI316	Per tubo *For tube*
E4583	attacco piano - square
E4583/424	Ø 42,4 mm

AISI304	AISI316	IRON	H
E041400	E041500	I041400	68 mm

AISI304	AISI316	IRON	H
E041410	E041510	I041500	65 mm



Snodato - Plvotable

AISI304	AISI316	IRON	Dimensioni *Dimensions* A
E011931	E011931316	I011931	Ø 12 x 65 mm
E01193	E01193316	I01193	ø 14 x 65 mm



AISI304	AISI316	IRON	Dimensioni *Dimensions* A
E011941	E011941316	I011941	Ø 12 x 65 mm
E01194	E01194316	I01194	Ø 14 x 65 mm
E011943	E011943316	I011943	Ø 12 x 115 mm
E011944	E011944316	I011944	Ø 14 x 115 mm



AISI304	AISI316	IRON	Dimensioni *Dimensions* A
E011945	E011945316	I011945	Ø 12 x 80 mm
E0119451	E0119451316	I0119451	Ø 14 x 80 mm
E011940	E011940316	I011940	Ø 12 x 115 mm testa arrotondata rounded head
E0119441	E0119441316	I0119441	Ø 14 x 115 mm testa arrotondata rounded head

AISI304	AISI316	IRON	Per tubo *For tube*
E01197	E01197316	I01197	Ø 33,7 mm Ø 42,4 mm

AISI304	AISI316	IRON	Per tubo *For tube*
E011974	E011974316	I011974	Ø 33,7 mm Ø 42,4 mm

AISI304	AISI316	IRON	Per tubo *For tube*
E011971	E011971316	I011971	Ø 33,7 mm Ø 42,4 mm



AISI304	AISI316	IRON	Descrizione *Description*
E011948	E011948316	I011948	Con filetti interni M6 With internal threads M6

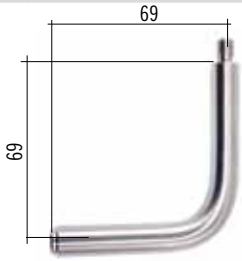

AISI304	AISI316	IRON	Descrizione *Description*
E011946	E011946316	I011946	Con filetto interno M6 e filetto esterno M8 With internal thread M6 and external thread M8

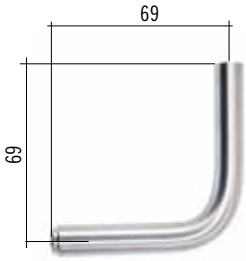

AISI304	AISI316	IRON	Descrizione *Description*
E011947	E011947316	I011947	Con 1 filetto interno M6 With 1 internal thread M6

AISI303	AISI316	Per tubo *For tube*	Foro passante *Through hole*
E01195100	E02195100	Ø 33,7 mm	Ø 12,2 mm
E01196100	E02196100	Ø 42,4 mm	Ø 12,2 mm

Grano filettato
Threaded pins

AISI316	Per tubo *For tube*
E468/337	Ø 33,7 mm
E468/424	Ø 42,4 mm

AISI316	Per tubo *For tube*	A
E2031	Ø 33,7 x 2,0 mm	55 mm
E2034	Ø 40,0 x 2,0 mm	50 mm
E203	Ø 42,4 x 2,0 mm	50 mm

AISI316	Per tubo *For tube*	A
E440	Ø 42,4 x 2,0 mm	Ø 33,7 x 2,0 mm

AISI316	ZAMAC	Per tubo *For tube*	A
E2016	-	Ø 33,7 x 2,0 mm	25 mm
E2019	-	Ø 40,0 x 2,0 mm	50 mm
E2015	I2015	Ø 42,4 x 2,0 mm	50 mm

Snodato - Pivotable

AISI304	AISI316	Per tubo *For tube*
E5586/304	E5586	Ø 33,7 x 2,0 mm
E5587/304	E5587	Ø 42,4 x 2,0 mm

AISI316	ZAMAC	Per tubo *For tube*	A
E4464	-	Ø 33,7 x 2,0 mm	43 mm
E446	I446	Ø 42,4 x 2,0 mm	53 mm

AISI316	Per tubo *For tube*	A
E2036	Ø 33,7 x 2,0 mm	76 mm
E2035	Ø 42,4 x 2,0 mm	89 mm

AISI316	Per tubo *For tube*	A
E2046	Ø 33,7 x 2,0 mm	75 mm
E2049	Ø 40,0 x 2,0 mm	87 mm
E2045	Ø 42,4 x 2,0 mm	87 mm

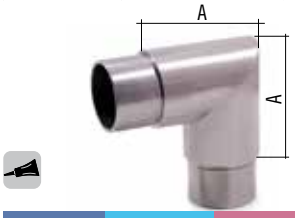

AISI304	AISI316	ZAMAC	Per tubo *For tube*	A
-	E2011	-	Ø 33,7 x 2,0 mm	55 mm
E451/304	E451	I451	Ø 42,4 x 2,0 mm	65 mm

AISI304	AISI316	Per tubo *For tube*
E2061/304	E2061	Ø 33,7 x 2,0 mm
E455/304	E455	Ø 42,4 x 2,0 mm

AISI304	AISI316	ZAMAC	Per tubo *For tube*	A
-	E2001	-	Ø 33,7 x 2,0 mm	55 mm
E450/304	E450	I450	Ø 42,4 x 2,0 mm	65 mm

AISI316	ZAMAC	Per tubo *For tube*	A
E2041	-	Ø 33,7 x 2,0 mm	87 mm
E453	I453	Ø 42,4 x 2,0 mm	100 mm

AISI316	Per tubo *For tube*
E2066	Ø 33,7 x 2,0 mm
E456	Ø 42,4 x 2,0 mm

AISI316	Per tubo *For tube*
E4560	Ø 33,7 x 2,0 mm
E4561	Ø 42,4 x 2,0 mm

AISI316	Per tubo *For tube*
E4565	Ø 33,7 x 2,0 mm
E4566	Ø 42,4 x 2,0 mm

FACILMENTE PIEGABILE
EASY TO BEND



AISI316	Per tubo *For tube*
E455100	Ø 33,7 x 2,0 mm
E455200	Ø 42,4 x 2,0 mm

RIPRODUZIONE VIETATA

REPRODUCTION PROHIBITED

AISI303	AISI316	IRON	Per tubo *For tube*	Foro *Hole* A
E0069101	E0069101316	I0069101	Ø 33,7 mm	Ø 10,2 mm passante through
E006911	E006911316	I006911	Ø 33,7 mm	Ø 12,2 mm passante through
E006913	E006913316	-	Ø 33,7 mm	Ø 14,2 mm passante through
E006910	E006910316	I006910	Ø 42,4 mm	Ø 10,2 mm passante through
E0069	E4042	I0069	Ø 42,4 mm	Ø 12,2 mm passante through
E00691	E4040	-	Ø 42,4 mm	Ø 14,2 mm passante through
E006917	E40440	-	Superficie piana Flat surface	Ø 10,2 mm passante through
E00692	E4044	I00692	Superficie piana Flat surface	Ø 12,2 mm passante through
E006921	E4045	-	Superficie piana Flat surface	Ø 14,2 mm passante through
E006923	E40491	-	Ø 42,4 mm	Ø 10,2 mm cieco dx blind right
E006924	E40490	-	Ø 42,4 mm	Ø 10,2 mm cieco sx blind left
E0069100	E40493	I0069100	Ø 42,4 mm	Ø 12,2 mm cieco dx blind right
E006922	E40492	I006922	Ø 42,4 mm	Ø 12,2 mm cieco sx blind left

AISI303	AISI316	IRON	Foro *Hole* A	Descrizione *Description*
E006	E006316	I006	Ø 12,2 mm	Passante Through
E0061	-	I0061	Ø 12,2 mm	Cieco - sx Blind - L
E0062	-	I0062	Ø 12,2 mm	Cieco - dx Blind - R
E0066	E0066316	-	Ø 14,2 mm	Passante Through
E0067	-	-	Ø 14,2 mm	Cieco - sx Blind - L
E0068	-	-	Ø 14,2 mm	Cieco - dx Blind - R



AISI303	AISI316	IRON	Foro *Hole* A	Descrizione *Description*
E0063	E0063316	I0063	Ø 10,2 mm	Passante Through
E0064	E0064316	I0064	Ø 10,2 mm	Cieco - sx Blind - L
E0065	E0065316	I0065	Ø 10,2 mm	Cieco - dx Blind - R



AISI303	AISI316	IRON	Foro *Hole* A	Foro *Hole* B
E006965	-	I006965	Ø 12,2 mm	Ø 10,2 mm
E006966	E006966316	I006966	Ø 12,2 mm	Ø 12,2 mm
E006976	E006976316	I006976	Ø 14,2 mm	Ø 12,2 mm
E00696	-	-	Ø 16,2 mm	Ø 12,2 mm
E006977	E006977316	-	Ø 14,2 mm	Ø 14,2 mm
E00697	-	-	Ø 16,2 mm	Ø 14,2 mm
E006978	-	-	Ø 16,2 mm	Ø 16,2 mm

AISI303	AISI316	Per tubo *For tube*	Foro *Hole* A
E006941	E006941316	Superficie piana - Flat surface	Ø 10,2 mm
E00694	E00694316	Superficie piana - Flat surface	Ø 12,2 mm
E00695	E00695316	Superficie piana - Flat surface	Ø 14,2 mm

AISI303	AISI316	IRON	Per tubo *For tube*	Foro *Hole* A
E006931	E006931316	I006931	Ø 42,4 mm	Ø 12,2 mm
E00693	E00693316	-	Ø 42,4 mm	Ø 14,2 mm
E006934	E006934316	I006934	Superficie piana Flat surface	Ø 12,2 mm
E006935	E006935316	-	Superficie piana Flat surface	Ø 14,2 mm

AISI303	AISI316	IRON	Per tubo *For tube*	Foro *Hole* A
E00698100	E40428100	I00698100	Ø 33,7 mm	Ø 10,2 mm
E00698200	E40428200	I00698200	Ø 33,7 mm	Ø 12,2 mm
E00698300	E40428300	I00698300	Ø 42,4 mm	Ø 10,2 mm
E00698400	E40428400	I00698400	Ø 42,4 mm	Ø 12,2 mm

AISI303	AISI316	IRON	Per tubo *For tube*	Foro *Hole* A
E00699100	E40429100	I00691100	Ø 33,7 mm	Ø 10,2 mm
E00699200	E40429200	I00691200	Ø 33,7 mm	Ø 12,2 mm
E00699300	E40429300	I00691300	Ø 42,4 mm	Ø 10,2 mm
E00699400	E40429400	I00691400	Ø 42,4 mm	Ø 12,2 mm

AISI303	AISI316	IRON	Per tubo *For tube*	Foro *Hole* A
E00697110	E40427110	E00697100	Ø 33,7 mm Ø 42,4 mm	Ø 10,2 mm
E00697210	E40427210	E00697200	Ø 33,7 mm Ø 42,4 mm	Ø 12,2 mm

AISI303	AISI316	IRON	Per tubo *For tube* A	Tondino *Round bar* B
E01654	E41654	-	Ø 33,7 mm	Ø 12,2 mm
E01651	E41651	I40650	Ø 42,4 mm	Ø 12,2 mm
E01652	E41652	-	Ø 33,7 mm	Ø 10,2 mm
E01653	E41653	-	Ø 42,4 mm	Ø 10,2 mm

AISI303	AISI316	IRON	Per tubo *For tube*	Tondino *Round bar* B
E00654	E40654	-	Superficie piana Flat surface	Ø 10,2 mm
E00651	E40651	I00651	Superficie piana Flat surface	Ø 12,2 mm
E00652	E40652	-	Superficie piana Flat surface	Ø 14,2 mm

AISI303	IRON	Per tubo *For tube*	Tondino *Round bar* A
E006999	I006999	Ø 42,4 mm	Ø 12 mm
E0069993	-	Ø 42,4 mm	Ø 14 mm
E0069996	I0069996	Ø 33,7 mm	Ø 12 mm
E0069999	-	Ø 33,7 mm	Ø 14 mm

AISI303	AISI316	IRON	Tondino *Round bar* A
E0170	E0170316	I0170	Ø 12 mm
E0171	E0171316	-	Ø 14 mm
E0172	E0172316	I0172	Ø 10 mm

AISI303	AISI316	IRON	Tondino *Round bar* A
E00700	E00700316	I00700	Ø 10 mm
E00710	E00710316	I00710	Ø 12 mm
E00720	E00720316		Ø 14 mm

Regolabile - Adjustable

AISI303	AISI316	IRON	Tondino *Round bar* A
E0070	E0070316	I0070	Ø 12 mm
E0071	E0071316	-	Ø 14 mm
E0072	E0072316	I0072	Ø 10 mm

Regolabile - Adjustable

AISI303	AISI316	IRON	Per tubo *For tube*	Tondino *Round bar* A
E0075	E0075316	-	Ø 42,4 mm	Ø 14 mm
E0074	E0074316	I0074	Ø 42,4 mm	Ø 12 mm
E0073	E0073316	I0073	Ø 42,4 mm	Ø 10 mm
E0077	E0077316	-	Ø 33,7 mm	Ø 14 mm
E0076	E0076316	I0076	Ø 33,7 mm	Ø 12 mm
E0078	E0078316	I0078	Ø 33,7 mm	Ø 10 mm
E0079	E0079316	-	Superficie piana - Flat surface	Ø 14 mm
E00791	E00791316	I00791	Superficie piana - Flat surface	Ø 12 mm
E00792	E00792316	I00792	Superficie piana - Flat surface	Ø 10 mm

REPRODUCTION PROHIBITED

AISI303	IRON	Per tubo *For tube*
E0115	I0115	Ø 33,7 x 2,0 mm
E01151	I01151	Ø 42,4 x 2,0 mm

AISI316	IRON	Per tubo *For tube*	H
E4139	I4139	Ø 33,7 x 2,0 mm	6,5 mm
E4141	I4141	Ø 42,4 x 2,0 mm	9 mm

AISI316	Per tubo *For tube*
E4110	Ø 42,4 x 2,0 mm

AISI316	Per tubo *For tube*
E41451	Ø 33,7 x 2,0 mm
E4146	Ø 42,4 x 2,0 mm

AISI316	IRON	Per tubo *For tube*	H
E4143	I4143	Ø 33,7 x 2,0 mm	6 mm
E4144	I4144	Ø 42,4 x 2,0 mm	9 mm

AISI316	Per tubo *For tube*	H
E4115	Ø 33,7 x 2,0 mm	7 mm
E4120	Ø 42,4 x 2,0 mm	9 mm

AISI316	IRON	Per tubo *For tube*
E4148	I4148	Ø 33,7 x 2,0 mm
E4149	I4149	Ø 42,4 x 2,0 mm

AISI303	IRON	Per tubo *For tube*	H
E01195	I01195	Ø 33,7 x 2,0 mm	5 mm
E01196	I01196	Ø 42,4 x 2,0 mm	7 mm



AISI316	Per tubo *For tube*	H
E4116	Ø 33,7 x 2,0 mm	6 mm
E4130	Ø 42,4 x 2,0 mm	9 mm

AISI303	Per tubo *For tube*
E01157	Ø 33,7 x 2,0 mm
E01158	Ø 42,4 x 2,0 mm

AISI303	AISI316	IRON	Per tubo *For tube*
E01195/122	E02195/122	I01195/122	Ø 33,7 x 2,0 mm
E01196/122	E02196/122	I01196/122	Ø 42,4 x 2,0 mm

AISI303	AISI316	IRON	Per tubo *For tube*	H
E01111	E02111	I01111	Ø 33,7 x 2,0 mm	17 mm
E01112	E02112	I01112	Ø 42,4 x 2,0 mm	20 mm

B

AISI303	IRON	Per tubo *For tube*
E0117	I0117	Ø 33,7 x 2,0 mm
E0119	I0119	Ø 42,4 x 2,0 mm

AISI303	AISI316	IRON	Per tubo *For tube*
E01195100	E02195100	I01195100	Ø 33,7 x 2,0 mm
E01196100	E02196100	I01196100	Ø 42,4 x 2,0 mm



AISI303	AISI316	IRON	Per tubo *For tube*
E01211	E02211	I01211	Ø 33,7 x 2,0 mm
E01212	E02212	I01212	Ø 42,4 x 2,0 mm

AISI303	AISI316	Per tubo *For tube*
E0118	E0118316	Ø 12,0 x 0,5 mm
E01181	E01181316	Ø 14,0 x 0,5 mm
E01182	E01182316	Ø 12,0 x 1,5 mm
E01183	E01183316	Ø 14,0 x 1,5 mm

AISI316	Per tubo *For tube*
E4100	Ø 42,4 x 2,0 mm

AISI303	AISI316	IRON	Per tubo *For tube*
E0111	E0111316	I0111	Ø 33,7 x 2,0 mm
E011	E011316	I011	Ø 42,4 x 2,0 mm

AISI303	IRON	Per tubo *For tube*
E0119010	I0119010	Ø 33,7 x 2,0 mm
E0119020	I0119020	Ø 42,4 x 2,0 mm

AISI303	IRON	Per tubo *For tube*
E0119110	I0119110	Ø 33,7 x 2,0 mm
E0119120	I0119120	Ø 42,4 x 2,0 mm

AISI303	IRON	Per tubo *For tube*	A
E0119210	I0119210	Ø 33,7 x 2,0 mm	44 mm
E0119220	I0119220	Ø 42,4 x 2,0 mm	54 mm

AISI303	IRON	Per tubo *For tube*
E0119310	I0119310	Ø 33,7 x 2,0 mm
E0119320	I0119320	Ø 42,4 x 2,0 mm

AISI316	Per tubo *For tube*
E464	Ø 33,7 x 2,0 mm
E464/26	Ø 33,7 x 2,6 mm
E465	Ø 42,4 x 2,0 mm
E465/26	Ø 42,4 x 2,6 mm

AISI316	Per tubo *For tube*	Spessore tubo *Tube thickness*	A
E316	Ø 42,4 mm	1,5 - 2,6 mm	
E315	Ø 33,7 mm	1,5 - 2,6 mm	
E317	Ø 48,3	1,5 - 2,6 mm	

AISI316	Per tubo *For tube*	A
E460	Ø 33,7 mm	Ø 48 mm
E461	Ø 42,4 mm	Ø 55 mm

AISI303	IRON	Per tubo *For tube*
E0119410	I0119410	Ø 33,7 x 2,0 mm
E0119420	I0119420	Ø 42,4 x 2,0 mm

AISI316	Per tubo *For tube*	B x A
E480	Ø 33,7 x 2,0 mm	70 x 57 mm
E481	Ø 42,4 x 2,0 mm	80 x 60 mm

AISI304	AISI316	Per tubo *For tube*
-	E2021	Ø 33,7 x 2,0 mm
E452/304	E452	Ø 42,4 x 2,0 mm

RIPRODUZIONE VIETATA

REPRODUCTION PROHIBITED

AISI303	AISI316	IRON	Dimensioni *Dimensions*	Filetto *Thread*
E012	E4300	I012	Ø 60 mm	M10
E01201	-	-	Ø 55 mm	M10
E0120	E4301	-	Ø 50 mm	M8
E0121	E4302	-	Ø 40 mm	M8
E0122	-	-	Ø 30 mm	M6
E0123	-	-	Ø 25 mm	M6
E0124	-	-	Ø 20 mm	M6
E0125	-	-	Ø 15 mm	M6

Foro/Hole Ø 12,2 mm

AISI303	AISI316	IRON	Dimensioni *Dimensions*
E01261	-	-	Ø 20 mm foro cieco - blind hole
E0127	E4308	I0127	Ø 25 mm foro cieco - blind hole
E0129	E4311	I0129	Ø 25 mm foro passante - hole
E01302	-	I01302	Ø 30 mm foro cieco - blind hole
E0130	E4314	I0130	Ø 30 mm foro passante - hole
E0130/SO	-	I0130/SO	Ø 30 mm foro passante con grano laterale hole with set screw

Foro/Hole Ø 14,2 mm

AISI303	AISI316	IRON	Dimensioni *Dimensions*
E0128	E4309	-	Ø 25 mm foro cieco - blind hole
E01281	E4312	-	Ø 25 mm foro passante - hole
E01301	E4315	-	Ø 30 mm foro passante - hole
E01301/SO	-	-	Ø 30 mm foro passante con grano laterale hole with set screw

Foro/Hole Ø 14,2 mm

AISI303	AISI316	Dimensioni *Dimensions*
E0126	E4307	Ø 20 mm foro cieco - blind hole
E01262	-	Ø 20 mm foro passante - hole
E01292	-	Ø 25 mm foro cieco - blind hole
E01300	E4313	Ø 30 mm foro passante - hole

satinato - satin finish

AISI304	AISI316	Dimensioni *Dimensions*	Filetto *Thread*
-	E0701	Ø 30 mm	M6
-	E0702	Ø 40 mm	M6
E070304	E070	Ø 50 mm	M6
E071304	E071	Ø 60 mm	M8
E072304	E072	Ø 70 mm	M8
E073304	E073	Ø 80 mm	M8
-	E074	Ø 90 mm	M8
E075304	E075	Ø 100 mm	M10
E076304	E076	Ø 120 mm	M10
-	E077	Ø 150 mm	M10
-	E078	Ø 200 mm	M10

Lucido - Mirror polished

AISI316	Dimensioni *Dimensions*	Filetto *Thread*
E0701/HP	Ø 30 mm	M 6
E0702/HP	Ø 40 mm	M 6
E070/HP	Ø 50 mm	M 6
E071/HP	Ø 60 mm	M 8
E072/HP	Ø 70 mm	M 8
E073/HP	Ø 80 mm	M 8
E074/HP	Ø 90 mm	M 8
E075/HP	Ø 100 mm	M 10
E076/HP	Ø 120 mm	M 10

AISI316	Fune *Rope*	Forza di rottura minima *Min. Brake load*
EF7X704	Ø 4 mm	9,00 kN
EF7X705	Ø 5 mm	14,00 kN
EF7X706	Ø 6 mm	20,00 kN



AISI316	Fune *Rope*	Forza di rottura minima *Min. Brake load*
EF7X1904	Ø 4 mm	8,50 kN
EF7X1905	Ø 5 mm	14,00 kN
EF7X1906	Ø 6 mm	20,00 kN

AISI316 sinistro/left	AISI316 destro/right	Fune *Rope*	Y
ETM04SX	ETM04DX	Ø 4 mm	60 mm
ETM05SX	ETM05DX	Ø 5 mm	60 mm
ETM06SX	ETM06DX	Ø 6 mm	70 mm

AISI303	AISI316	Descrizione *Description*
ED05	ED05316	Snodo con 2 filetti interni M6 Adjustable ropes with 2 M6 thread



AISI303	AISI316	Fune *Rope*	X	A
EA04	EA04316	Ø 4 mm	M8	Ø 15 mm
EA05	EA05316	Ø 5-6 mm	M10	Ø 20 mm

AISI316	Descrizione *Description*
ET06	Tenditore con filettature interne sinistra/destra M6 Domed head nut right hand thread M6

AISI316 sinistro/left	AISI316 destro/right	Fune *Rope*	Y
ETF04SX	ETF04DX	Ø 4 mm	60 mm
ETF05SX	ETF05DX	Ø 5 mm	60 mm
ETF06SX	ETF06DX	Ø 6 mm	70 mm



AISI316	Descrizione *Description*
ED06	Dado cieco con gambo prolungato filettatura destra M6 Domed head nut right hand thread M6
ED06SX	Dado cieco con gambo prolungato filettatura sinistra M6 Domed head nut left hand thread M6



AISI316	Descrizione *Description*
ETFM06DX	Filettatura a destra Right hand thread
ETFM06SX	Filettatura a sinistra Left hand thread



AISI316	Descrizione *Description*
ED07	Vite a testa bombata M6 filettatura destra Rounded head screw M6 thread right
ED07SX	Vite a testa bombata M6 filettatura sinistra Rounded head screw M6 thread left

RIPRODUZIONE VIETATA

REPRODUCTION PROHIBITED



AISI316	Fune *Rope*	A	B
ETFF04	Ø 4 mm	55 mm	48 mm
ETFF05	Ø 5 mm	55 mm	48 mm
ETFF06	Ø 6 mm	56,5 mm	48 mm



AISI316	Descrizione *Description*
ETM06DX	Filettatura a destra Right hand thread
ETM06SX	Filettatura a sinistra Left hand thread

AISI316	Fune *Rope*
ETFT04	Ø 4 mm
ETFT05	Ø 5 mm
ETFT06	Ø 6 mm



AISI304	Descrizione *Description*
ETMS06DX	Filettatura a destra Right hand thread
ETMS06SX	Filettatura a sinistra Left hand thread

AISI304	Fune *Rope*
ETFS04	Ø 4 mm
ETFS05	Ø 5 mm
ETFS06	Ø 6 mm



AISI316	Fune *Rope*	Filetto *Thread*	A
ETSM8	Ø 4 mm	M6-M8	90 mm
ETSM10	Ø 5 mm	M6-M10	107 mm
ETSM12	Ø 6 mm	M6-M12	119 mm

AISI303	AISI316	Fune *Rope*
ETTB04304	ETTB04	Ø 4 mm
ETTB05304	ETTB05	Ø 5 mm
ETTB06304	ETTB06	Ø 6 mm



AISI303	AISI316	Per tubo *For tube*	Foro *Hole* B	Fune *Rope*
ESF04	ESF04316	Ø 33,7 mm	Ø 4,5 mm	Ø 4 mm
ESF05	ESF05316	Ø 33,7 mm	Ø 5,5 mm	Ø 5 mm
ESF06	ESF06316	Ø 33,7 mm	Ø 6,5 mm	Ø 6 mm
ESF041	ESF041316	Ø 42,4 mm	Ø 4,5 mm	Ø 4 mm
ESF051	ESF051316	Ø 42,4 mm	Ø 5,5 mm	Ø 5 mm
ESF061	ESF061316	Ø 42,4 mm	Ø 6,5 mm	Ø 6 mm
ESF043	ESF043316	Sup. piana Flat surface	Ø 4,5 mm	Ø 4 mm
ESF053	ESF053316	Sup. piana Flat surface	Ø 5,5 mm	Ø 5 mm
ESF063	ESF063316	Sup. piana Flat surface	Ø 6,5 mm	Ø 6 mm



AISI303	AISI316	Per tubo *For tube*	Fune *Rope* B
EST04DX	EST05DX	Ø 33,7 mm	Ø 4-5-6 mm
EST04SX	EST05SX	Ø 33,7 mm	Ø 4-5-6 mm
EST041DX	EST051DX	Ø 42,4 mm	Ø 4-5-6 mm
EST041SX	EST051SX	Ø 42,4 mm	Ø 4-5-6 mm
EST043DX	EST053DX	Sup. piana Flat surface	Ø 4-5-6 mm
EST043SX	EST053SX	Sup. piana Flat surface	Ø 4-5-6 mm

AISI303	AISI316	Per tubo *For tube*	Fune *Rope*
ESF08	ESF08316	Ø 33,7 mm	Ø 4-5-6 mm
ESF081	ESF081316	Ø 42,4 mm	Ø 4-5-6 mm
ESF083	ESF083316	Sup. piana Flat surface	Ø 4-5-6 mm

B

Forza sviluppata 50 kN
Generated power 50 kN

Cod. Art. *Art. no.*	Descrizione *Description*
E40685	Pressaterminali manuale, utensile oleodinamico per la compressione dei terminali. Manual crimping tool, Hydraulic crimping tool for pressing the terminal support for wire ropes

AISI316	Fune *Rope*
EMMF06DX	Filettatura a destra Right hand thread
EMMF06SX	Filettatura a sinistra Left hand thread

AISI316	Fune Ø *Dia. Rope*
EMM04	Ø 4 mm
EMM05	Ø 5 mm
EMM06	Ø 6 mm

AISI316	Fune *Rope*
ETS4	Ø 4 mm
ETS5	Ø 5 mm
ETS6	Ø 6 mm

Kotò da verniciare - Kotò raw finish, unpainted

WOOD	Descrizione *Description*
E690/G	Corrimano in legno lg. 2,0 m Wooden handrail 2,0 m long
E690/3000/G	Corrimano in legno lg. 3,0 m Wooden handrail 3,0 m long

Kotò colore/Kotò colour: Naturale/Natural

WOOD	Descrizione *Description*
E691	Corrimano in legno lg. 2,0 m Wooden handrail 2,0 m long
E691/3000	Corrimano in legno lg. 3,0 m Wooden handrail 3,0 m long

Kotò colore/Kotò colour: Faggio/Beech

WOOD	Descrizione *Description*
E690	Corrimano in legno lg. 2,0 m Wooden handrail 2,0 m long
E690/3000	Corrimano in legno lg. 3,0 m Wooden handrail 3,0 m long

Kotò colore/Kotò colour: Wengè

WOOD	Descrizione *Description*
E692	Corrimano in legno lg. 2,0 m Wooden handrail 2,0 m long
E692/3000	Corrimano in legno lg. 3,0 m Wooden handrail 3,0 m long

AISI304	Descrizione *Description*
E603	Giunzione per corrimani in legno Ø 45 mm Wooden handrail connector 1 3/4" dia.

AISI304	Descrizione *Description*
E602	Raccordo a "T" per corrimani in legno Ø 45 mm "T" fitting wooden handrail 1 3/4" dia.

AISI304	Descrizione *Description*
E600	Curva corrimano 90° 90° curved

AISI304	Descrizione *Description*
E601	Angolo corrimano 90° 90° angle

AISI304	Descrizione *Description*
E604	Curva regolabile Articulated angle

AISI304	Descrizione *Description*
E605	Giunzione snodata Pivotable connector

AISI304	Descrizione *Description*
E6070	Giunzione snodata Pivotable connector

AISI304	Diametro foro *Hole diameter*
E6080	Ø 45 mm

AISI304	Descrizione *Description*
E4265	Terminale piano Flat and terminal

AISI304	Descrizione *Description*
E4260	Terminale bombato Rounded and terminal

AISI304	Descrizione *Description*
E0224	Reggicorrimano Handrail support

AISI316	Descrizione *Description*
E4586	Reggicorrimano Handrail support

	Dado da infilare + vite filettata M6 compresi nella fornitura del reggicorrimano E4586 Screw in nut + set screw M6 included with handrail support E4586

RIPRODUZIONE VIETATA

REPRODUCTION PROHIBITED

B

PLASTIC	Descrizione *Description*
E600/T	Tappi di plastica completi di vite per fissaggio dei terminali e delle curve Plastic supports for end caps and fittings (screw included)

AISI304	Descrizione *Description*
E600/E	Tappo di acciaio completo di vite per fissaggio dei terminali e delle curve Steel cap with screw to fix endings and elbows

ALUMINIUM	Descrizione *Description*
E600/D	Dima di centraggio per forature dei corrimani Drill-gauge for wooden handrails



IRON	Descrizione *Description*
E600/D1	Dima per eseguire fori radiali per corrimani Ø 45 mm Drilling template for radial holes in wooden handrails dia. 45 mm

Vedi il video di montaggio su www.iamdesign.com

Take a look at the video on www.iamdesign.com

RIPRODUZIONE VIETATA

REPRODUCTION PROHIBITED

AISI304	AISI316	Foro *Hole*	Altezza *Height*
E02053	E02053316	40,6 x 40,6 mm	6 mm



AISI304	AISI316	Foro *Hole*
E02050	E02050316	40 x 40 mm

AISI316	Per tubo *For tube*
E116300	40 x 40 mm



AISI304	AISI316	Foro *Hole*	Altezza *Height*
E02051	E02051316	41 x 41 mm	15 mm

AISI316	Foro *Hole*	Altezza *Height*
E02052316	41 x 41 mm	15 mm

AISI316	Per tubo *For tube*
E117300	40 x 40 mm

AISI316	Per tubo *For tube*
E4713	40 x 40 x 2,0 mm

AISI316	Per tubo *For tube*
E4723	40 x 40 x 2,0 mm

AISI316	Per tubo *For tube*
E4733	40 x 40 x 2,0 mm

AISI316	Per tubo *For tube*
E4743	40 x 40 x 2,0 mm

AISI316	Per tubo *For tube*
E4760	40 x 40 x 2,0 mm



AISI316	Per tubo *For tube*
E4701	40 x 40 x 2,0 mm

AISI304	AISI316	Per tubo *For tube*
E4230/304	E4230	40 x 40 x 2,0 mm

AISI304	AISI316	Per tubo *For tube*
E42301/304	E42301	40 x 40 x 2,0 mm

Richiedeteci il nostro catalogo completo

Ask for our complete catalogue

www.iamdesign.com

AISI304	AISI316	Altezza *Height* H	Per corrimano *For handrail*	Per tubo quadro *For square tube*
E037700	E037710	75 mm	Piatto - flat	40 x 40 x 2,0 mm
E037800	E037810	75 mm	Ø 33,7 - Ø 42,4 mm	40 x 40 x 2,0 mm

AISI304	AISI316	Altezza *Height*	Per corrimano *For handrail*	Per tubo quadro *For square tube*
E037300	E037310	75 mm	Piatto - flat	40 x 40 x 2,0 mm
E037400	E037410	75 mm	Ø 33,7 - Ø 42,4 mm	40 x 40 x 2,0 mm

AISI304	AISI316	Per corrimano *For handrail*
E036300	E036310	Piatto - flat
E036400	E036410	Ø 33,7 - Ø 42,4 mm

AISI304	AISI316	Per corrimano *For handrail*
E036500	E036510	Piatto - flat
E036600	E036610	Ø 33,7 - Ø 42,4 mm

AISI304	AISI316	Per tubo *For tube*
E011976	E011976316	Superficie piana - Flat surface

AISI304	AISI316	Per tubo *For tube*
E011970	E011970316	Superficie piana - Flat surface

AISI304	AISI316	Foro *Hole*
E036100	E036110	15 x 5 mm

AISI304	AISI316	Foro *Hole*
E036200	E036210	15 x 5 mm



AISI304	AISI316	Dimensioni *Dimensions*	Peso *Weight*
EP15X5	EP15X5316	15 x 5 x 4000 mm	2,36 kg

AISI304	AISI316	Dimensioni *Dimensions*	Peso *Weight*
E00204040	E10204040	40 x 40 x 2,0 x 3000 mm	7,36 kg
E06204040	E16204040	40 x 40 x 2,0 x 6000 mm	14,72 kg

RIPRODUZIONE VIETATA

REPRODUCTION PROHIBITED

MONTANTI CERTIFICATI - CERTIFIED NEWEL POST

NASCE LE LINEA DI MONTANTI CERTIFICATI !
3 NUOVI MODELLI TESTATI SECONDO LE PIÙ SEVERE NORME DI SICUREZZA ITALIANE ED EUROPEE.
I SISTEMI SONO CERTIFICATI SECONDO LE NORMATIVE VIGENTI QUALI EN 1090-1, EN 1090-2 EUROCODICI, NTC 2008 AD UNA SOLLECITAZIONE ORIZZONTALE DI 1,2,3 kN/m.

THE LINE OF CERTIFIED POSTS IS BORN!
3 NEW MODELS, TESTED ACCORDING TO THE MOST SEVERE ITALIAN AND EUROPEAN SECURITY STANDARDS.
THE SYSTEMS ARE CERTIFIED ACCORDING TO THE CURRENT STANDARDS SUCH AS EN 1090-1, EN 1090-2 EUROCODES, NTC 2008 TO A HORIZONTAL SOLICITATION OF 1,2,3 kN/m.

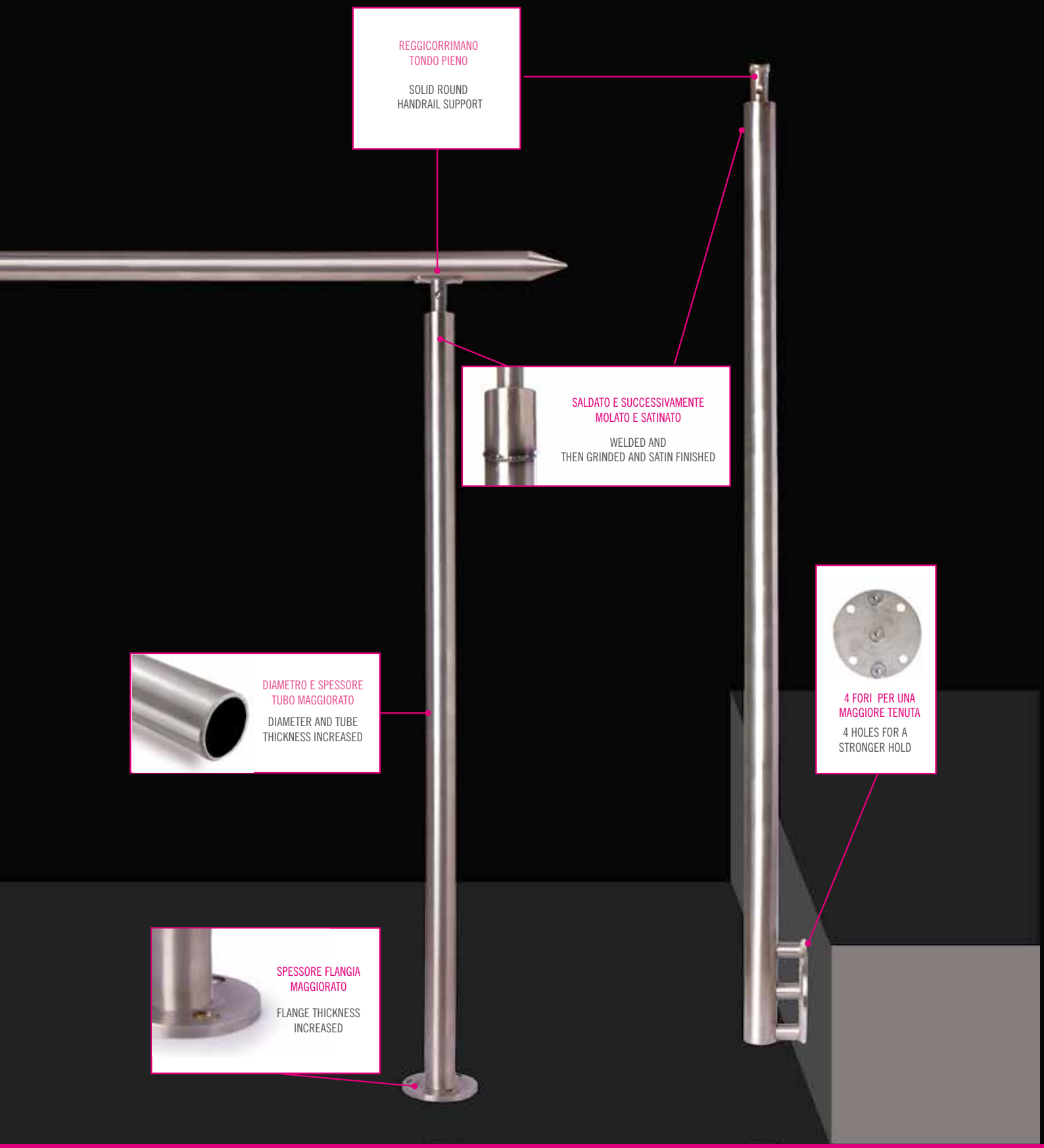

NEW 1kN

AISI304	AISI316	Snodato *Pivotable*	Tubo *Tube*	A	H
EM2480000S1K	EM4480000S1K	Si - Yes	48,3 mm	120 mm	1057 mm
EM2480000F1K	EM4480000F1K	No	48,3 mm	120 mm	1057 mm

NEW 2kN

AISI304	AISI316	Snodato *Pivotable*	Tubo *Tube*	A	H
EM2540000S2K	EM4540000S2K	Si - Yes	60,3 mm	140 mm	1057 mm
EM2540000F2K	EM4540000F2K	No	60,3 mm	140 mm	1057 mm

NEW 3kN

AISI304	AISI316	Snodato *Pivotable*	Tubo *Tube*	A	H
EM2600000S3K	EM4600000S3K	Si - Yes	60,3 mm	140 mm	1057 mm
EM2600000F3K	EM4600000F3K	No	60,3 mm	140 mm	1057 mm



Rinforzati alla base dell'ancoraggio - Reinforced at the base of the anchorage

NEW 1kN

AISI304	AISI316	Snodato *Pivotable*	Tubo *Tube*	A	H
EL2480000S1K	EL4480000S1K	Si - Yes	48,3 mm	120 mm	1257 mm
EL2480000F1K	EL4480000F1K	No	48,3 mm	120 mm	1257 mm

Rinforzati alla base dell'ancoraggio - Reinforced at the base of the anchorage

NEW 2kN

AISI304	AISI316	Snodato *Pivotable*	Tubo *Tube*	A	H
EL2540000S2K	EL4540000S2K	Si - Yes	60,3 mm	125 mm	1257 mm
EL2540000F2K	EL4540000F2K	No	60,3 mm	125 mm	1257 mm

Rinforzati alla base dell'ancoraggio - Reinforced at the base of the anchorage

NEW 3kN

AISI304	AISI316	Snodato *Pivotable*	Tubo *Tube*	A	H
EL2600000S3K	EL4600000S3K	Si - Yes	60,3 mm	125 mm	1257 mm
EL2600000F3K	EL4600000F3K	No	60,3 mm	125 mm	1257 mm



1 kN	CONSIGLIAMO L'USO DI QUESTI PIANTONI PER FORMARE KIT STRUTTURALI IN EDIFICI RESIDENZIALI QUALI ABITAZIONI UNIFAMIGLIARI, UFFICI CON AREE NON APERTE AL PUBBLICO, AREE AGRICOLE RURALI ECC. VEDI EUROCODICE 0-1 E NORMATIVA NAZIONALE NTC-2008 WE RECOMMEND THE USE OF THESE NEWEL POST TO CREATE STRUCTURAL KITS IN RESIDENTIAL BUILDINGS LIKE SINGLE FAMILY HOMES, OFFICES WITH AREAS NOT OPEN TO THE PUBLIC, AGRICULTURAL RURAL AREAS ETC. SEE EUROCODE 0-1 AND NATIONAL REGULATION NTC-2008	TESTED carico di progetto / design load: 1 kN carico di rottura / ultimate strength: 1,5 kN
2 kN	CONSIGLIAMO L'USO DI QUESTI PIANTONI PER FORMARE KIT STRUTTURALI IN AREE APERTE AL PUBBLICO CON BASSA AFFLUENZA QUALI SALE PER CONFERENZE DI MEDIE E PICCOLE DIMENSIONI, AULEE MAGNE, PICCOLI TEATRI E CINEMA ECC. VEDI EUROCODICE 0-1 E NORMATIVA NAZIONALE NTC-2008 WE RECOMMEND THE USE OF THESE NEWEL POSTS TO CREATE STRUCTURAL KITS IN AREAS OPEN TO THE PUBLIC WITH LOW AFFLUENCE LIKE COFERENCE ROOMS OF MEDIUM AND SMALL DIMENSIONS, GREAT HALLS, SMALL THEATRES AND CINEMAS ETC. SEE EUROCODE 0-1 AND NATIONAL REGULATION NTC-2008	TESTED carico di progetto / design load: 2 kN carico di rottura / ultimate strength: 3 kN
3 kN	CONSIGLIAMO L'USO DI QUESTI PIANTONI PER FORMARE KIT STRUTTURALI IN AREE SUSCETTIBILI DI AFFOLLAMENTO DI PERSONE QUALI: ALBERGHI, OSPEDALI, STAZIONI FERROVIARIE, SALE DA ESPOSIZIONE ECC. VEDI EUROCODICE 0-1 E NORMATIVA NAZIONALE NTC-2008 WE RECOMMEND THE USE OF THESE NEWEL POSTS TO CREATE STRUCTURAL KITS IN CROWDED AREAS LIKE HOTELS, HOSPITALS, RAILWAY STATIONS, EXHIBITION HALLS ETC. SEE EUROCODE 0-1 AND NATIONAL REGULATION NTC-2008	TESTED carico di progetto / design load: 3 kN carico di rottura / ultimate strength: 4,5 kN

RIPRODUZIONE VIETATA

REPRODUCTION PROHIBITED

AISI304	AISI316	IRON	X	H
E00421	E00421316	I00421	33,7 x 2,0 mm	1000 mm
E00422	E00422316	I00422	33,7 x 2,0 mm	1200 mm
E0042	E0042316	I0042	42,4 x 2,0 mm	1000 mm
E0040	E0040316	I0040	42,4 x 2,0 mm	1200 mm

AISI304	AISI316	IRON	X
E004501	E004501316	I00451	33,7 x 2,0 mm
E00450	E00450316	I00450	42,4 x 2,0 mm

Richiedeteci il nostro catalogo completo

Ask for our complete catalogue

www.iamdesign.com



AISI304	AISI316	Ø montante *Newel post dia.*	N° reggitondini *N° bar holder*	Ø tondini *Bar dia.*	Y
EM2331005	EM4331005	33,7 x 2,0 mm	5	10 mm	180 mm
EM2331007	EM4331007	33,7 x 2,0 mm	7	10 mm	134 mm
EM2331009	EM4331009	33,7 x 2,0 mm	9	10 mm	108 mm
EM2331205	EM4331205	33,7 x 2,0 mm	5	12 mm	180 mm
EM2331207	EM4331207	33,7 x 2,0 mm	7	12 mm	134 mm
EM2331209	EM4331209	33,7 x 2,0 mm	9	12 mm	108 mm
EM2421005	EM4421005	42,4 x 2,0 mm	5	10 mm	180 mm
EM2421007	EM4421007	42,4 x 2,0 mm	7	10 mm	134 mm
EM2421009	EM4421009	42,4 x 2,0 mm	9	10 mm	108 mm
EM2421205	EM4421205	42,4 x 2,0 mm	5	12 mm	180 mm
EM2421207	EM4421207	42,4 x 2,0 mm	7	12 mm	134 mm
EM2421209	EM4421209	42,4 x 2,0 mm	9	12 mm	108 mm

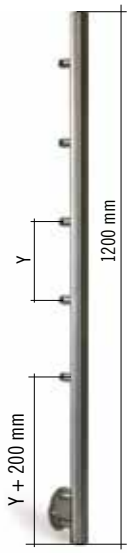

AISI304	AISI316	Ø montante *Newel post dia.*	N° reggitondini *N° bar holder*	Ø tondini *Bar dia.*	Y
EL2331005	EL4331005	33,7 x 2,0 mm	5	10 mm	180 mm
EL2331007	EL4331007	33,7 x 2,0 mm	7	10 mm	134 mm
EL2331009	EL4331009	33,7 x 2,0 mm	9	10 mm	108 mm
EL2331205	EL4331205	33,7 x 2,0 mm	5	12 mm	180 mm
EL2331207	EL4331207	33,7 x 2,0 mm	7	12 mm	134 mm
EL2331209	EL4331209	33,7 x 2,0 mm	9	12 mm	108 mm
EL2421005	EL4421005	42,4 x 2,0 mm	5	10 mm	180 mm
EL2421007	EL4421007	42,4 x 2,0 mm	7	10 mm	134 mm
EL2421009	EL4421009	42,4 x 2,0 mm	9	10 mm	108 mm
EL2421205	EL4421205	42,4 x 2,0 mm	5	12 mm	180 mm
EL2421207	EL4421207	42,4 x 2,0 mm	7	12 mm	134 mm
EL2421209	EL4421209	42,4 x 2,0 mm	9	12 mm	108 mm

REPRODUCTION PROHIBITED



AISI304	AISI316	Ø montante *Newel post dia.*
EC23304P	EC43304P	33,7 x 2,0 mm
EC24204P	EC44204P	42,4 x 2,0 mm

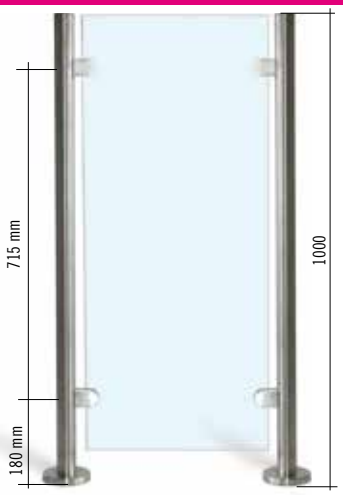

AISI304	AISI316	Ø montante *Newel post dia.*
EC23302P	EC43302P	33,7 x 2,0 mm
EC24202P	EC44202P	42,4 x 2,0 mm



AISI304	AISI316	Ø montante *Newel post dia.*
ED23304P	ED43304P	33,7 x 2,0 mm
ED24204P	ED44204P	42,4 x 2,0 mm



	AISI304	AISI316	Ø montante *Newel post dia.*
Destro - Right	ED23302PDX	ED43302PDX	33,7 x 2,0 mm
	ED24202PDX	ED44202PDX	42,4 x 2,0 mm
Sinistro - Left	ED23302PSX	ED43302PSX	33,7 x 2,0 mm
	ED24202PSX	ED44202PSX	42,4 x 2,0 mm

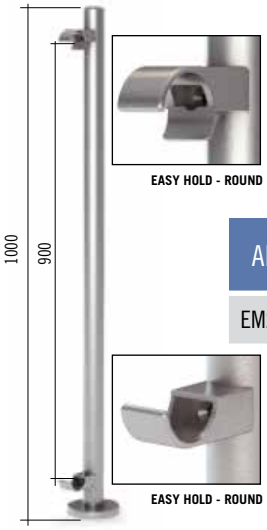

EASY HOLD - ROUND

EASY HOLD - ROUND

NEW

AISI304	AISI316	Ø montante *Newel post dia.*
EM2420100	EM4420100	42,4 x 2,0 mm

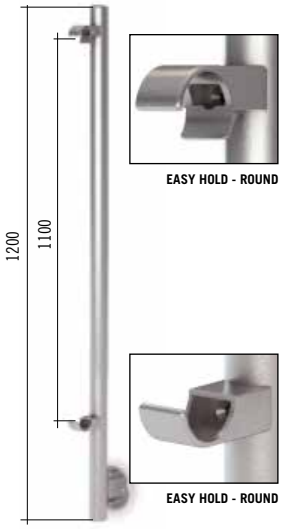

EASY HOLD - ROUND

EASY HOLD - ROUND

NEW

AISI304	AISI316	Ø montante *Newel post dia.*
EL2420100	EL4420100	42,4 x 2,0 mm

SPESSORE VETRO
GLASS THICKNESS
8,76 - 10,76 MM

AMPIA SCELTA DI REGGICORRIMANO ABBINABILI AI NOSTRI MONTANTI CON CUI POTRAI RAGGIUNGERE L'ALTEZZA RICHIESTA PER I PARAPETTI DALLA NORMATIVA D.M. 14-02-2008
A WIDE RANGE OF HANDARIL SUPPORTS TO MATCH OUR POSTS WITH WHICH YOU CAN REACH THE HEIGHT FOR THE RAILINGS REQUESTED BY THE REGULATIONS
BSI: BS 6180:2011

E500/424

E510/424

E0104

E0102

Show off your creativity!

Mostra la tua creatività! Inviaci le foto e le descrizioni dei tuoi migliori progetti e li vedrai pubblicati nella nostra pagina Facebook.

Ricordati di inserire nell' oggetto della tua e-mail
"Show off your creativity!"

Send us pictures and descriptions of your best projects, and you will see them published on our Facebook page.

Remember to fill in your e-mail subject lines with
"Show off your creativity!"

IAM DESIGN
INNOVATION ARCHITECTURAL METAL

info@iamdesign.com

https://www.facebook.com/Iamdesign.Innovation.Architectural.Metal

CUSTOMER SERVICE

Mandaci il progetto della tua casa, svilupperemo noi la tua scala in breve tempo, disegnando e quantificando i prodotti necessari

Send us the project of your home, we'll develop your stairway in a short time, drawing and quantifying the products required

Tel. (+39) 0445 580 580

info@iamdesign.com

PRODOTTO DA INCOLLARE CON ART. E4054
PRODUCT TO BE GLUED WITH E4054

PRODOTTO DA SALDARE
PRODUCT TO BE WELDED

MONTAGGIO CON CHIAVE A BRUGOLA
ASSEMBLY WITH ALLEN WRENCH

UTILIZZARE MARTELLO DI PLASTICA
PLASTIC HAMMER TO BE USE

SUPER STRONG. PRODOTTO PARTICOLARMENTE RESISTENTE
SUPER STRONG, HIGH RESISTANCE PRODUCT

BEST PRICE. PRODOTTO CON IL MIGLIOR PREZZO DELLA SUA GAMMA
BEST PRICE, PRODUCT WITH THE BEST PRICE AMONG ITS RANGE

TESTATO PER RESISTENZA SUPERIORE A 3 kN/m
TESTED FOR A RESISTANCE OVER 3 kN/m

TESTATO PER RESISTENZA SUPERIORE A 2 kN/m
TESTED FOR A RESISTANCE OVER 2 kN/m

PRODOTTO NUOVO
NEW PRODUCT

PRODOTTO ANTISCALATA
ANTI-CLIMB PRODUCT

VERNICIATI A POLVERE. DISPONIBILI COLORI SU RICHIESTA
POWDER COATED. DIFFERENT COLOURS UPON REQUEST

Copyright © 2016 Ind.i.a. spa. Tutti i diritti riservati. Domanda di marchio, design o brevetto depositata/registrazione o brevetto rilasciato in uno o più paesi. Per ulteriori informazioni, non esitare a contattarci a info@iamdesign.com. *Copyright © 2016 Ind.i.a. spa. All rights reserved. Trademark, design or patent application pending/registration or patent granted in one or more countries. For additional information, please contact us at info@iamdesign.com.*

V30051/I-EN/04-2016/04-2016/L

1 ITALIA - Headquarters
Ind.i.a. spa
Via Vicenza, 6/14
36034 - Malo
Vicenza • Italia
tel. +39 0445 580 580 • fax: +39 0445 580 874
info@india.it • www.india.it

2 U.S.A.
Indital US Ltd
7947 Mesa Drive
77028 - Houston
Texas • U.S.A.
tel. +1 713 694 6065 • fax: +1 713 694 2055
forgings@indital.com • www.indital.com

3 FLORIDA - CARAIBI
Arteferro Miami LLC
2955 NW 75th Street
33147 - Miami
Florida • U.S.A.
tel. +1 305 836 9232 • fax: +1 305 836 4113
info@arteferromiami.com • www.arteferromiami.com

4 ITALIA - SUD
Arteferro Sud Srl
Via Piano Alvanella, SC
83024 - Monteforte Irpino
Avellino • Italia
tel. +39 0825 680 081 • fax: +39 0825 683 498
info@arteferrosud.it • www.arteferrosud.it

5 ITALIA
Co.Ge.Me. Steel
Via Enrico Fermi 34
26041 - Casalmaggiore
Cremona • Italia
tel. +39 0375 284820 • fax +39 0375 203877
info@nuovacogeme.com • www.nuovacogeme.com

6 DEUTSCHLAND
Triebenbacher Betriebsgesellschaft mbH
Gutenbergstraße 1
85737 Ismaning
Deutschland
tel. +49 (089) 57092 280 • fax: +49 (089) 570928 77
info@triebenbacher.de • www.triebenbacher.de

7 FRANCE
Ind.i.a. France Sarl
P.A.E. la Baume, 7 Rue de l'Artisanat
34290 - Servian
Servian • France
tel. +33 (0) 4 67 39 42 81 • fax: +33 (0) 4 67 39 20 90
info@indiafrance.eu • www.indiafrance.eu

8 HRVATSKA
Arteferro Dohomont doo
Gospodarska 1/A
40324 - Goričan
Goričan • Hrvatska
tel. +385 (0) 40 602 222 • fax: +385 (0) 40 602 230
info@arteferro-dohomont.hr • www.arteferro-dohomont.hr

9 ESPAÑA
Ind.i.a. España, SL
C/ Abedul, 43 – Polig. Ind. El Guijar
28500 - Arganda del Rey
Madrid • España
tel. +34 918 700 819 • fax: +34 918 700 820
info@arteferro.es • www.arteferro.es

10 РОССИЯ
ООО "АРТЕФЕРРО-РУССИА" ("Arteferro-Russia" LTD)
Московское шоссе, д. 320Б
603092, Нижний Новгород
Нижегородская область, Россия
Тел. +7 831 2961999 • факс +7 831 2792863
info@arteferrorussia.com • www.arteferro.ru

11 УКРАЇНИ
Arteferro Ukraina
Avtoparkova, 5
02660 - Киев
Україна
tel. +380 44 492 03 31 • fax: +380 44 492 03 32
office@arteferroukraine.com • www.arteferroukraina.com

12 SVERIGE
Arteferro Inox AB
Göteborgsvägen 142, Box 12
445 37 - Bohus
Sverige
tel. +46 (0) 31 352 68 00 • fax: +46 (0) 31 352 68 49
info@arteferroinox.se • www.arteferroinox.se

13 MÉXICO
Arteferro Monterrey SA de CV
Carretera a Laredo km. 23.6 n.11
65550 - Cienega de Flores
Nuevo Leon • México
tel. +52 1 81 1295 5094/95 • fax: +52 1 81 1295 5097
info@arteferromexico.com • www.arteferromexico.com

14 BRASIL
Ind.i.a. Brasil LTDA
Rua Padre Feijó, 480
95190-000 - São Marcos
Rio Grande do Sul • Brasil
tel. +55 54 3291 1416 • fax: +55 54 3291 1416
vendas@arteferrobrasil.com.br • www.arteferrobrasil.com.br

15 ARGENTINA
Arteferro Argentina SA
Suárez 760
1162 - Buenos Aires
Argentina
tel. +54 11 4301 2637 • fax: +54 11 4301 2637
info@arteferroargentina.com • www.arteferroargentina.com

16 CHILE
Arteferro Chile SA
Calle Los Arrayanes, 250, bodega 4
9340000 -Santiago
Colina • Chile
tel. +56 2 738 7419 • fax: +56 2 738 7419
arteferro@arteferrochile.cl • www.arteferrochile.cl

17 NIGERIA
Arteferro Botnic
tel. +39 0445 580 580 • fax: +39 0445 580 874
info@arteferrobotnic.com • www.arteferrobotnic.com

18 中华人民共和国
China (Shandong province)
Representative Far East
india@arteferro.com

You Tube

www.iamdesign.com

GONZATO GROUP

IAM Design is a division of Ind.i.a. spa (Gonzato Group)
Via Vicenza, 6/14 (SP46) – 36034 Malo (Vicenza) Italy
Tel. +39 0445 580 580 • Fax +39 0445 580 874
info@iamdesign.com • www.iamdesign.com

ind.i.a.